



MONTGOMERY COUNTY PUBLIC SCHOOLS

*The Results Book*  
2011

Systemwide Goals: 80% College Ready in 2014  100% Graduation



# Foreword

The intent of The Results Book 2011 is to provide the reader with a snapshot of Montgomery County Public Schools' (MCPS) student achievement on critical academic measures. These data points are components of a rigorous kindergarten to Grade 12 trajectory called The Seven Keys to College Readiness. Achievement toward these data points is closely monitored at the school and district levels to monitor student progress and assess when additional work is needed.

All stakeholders have a vested interest in the teaching and learning that enables every student to reach targets that are linked to achieving the goal of college and career readiness. The following data charts highlight our students' continued progress on each of these data points.

More detailed information for each data point may be accessed via the referenced web links. A comprehensive summary of student achievement can be reviewed in the *MCPS 2010–2015 Annual Report on Our Call to Action* at [www.montgomeryschoolsmd.org/about/strategicplan](http://www.montgomeryschoolsmd.org/about/strategicplan).

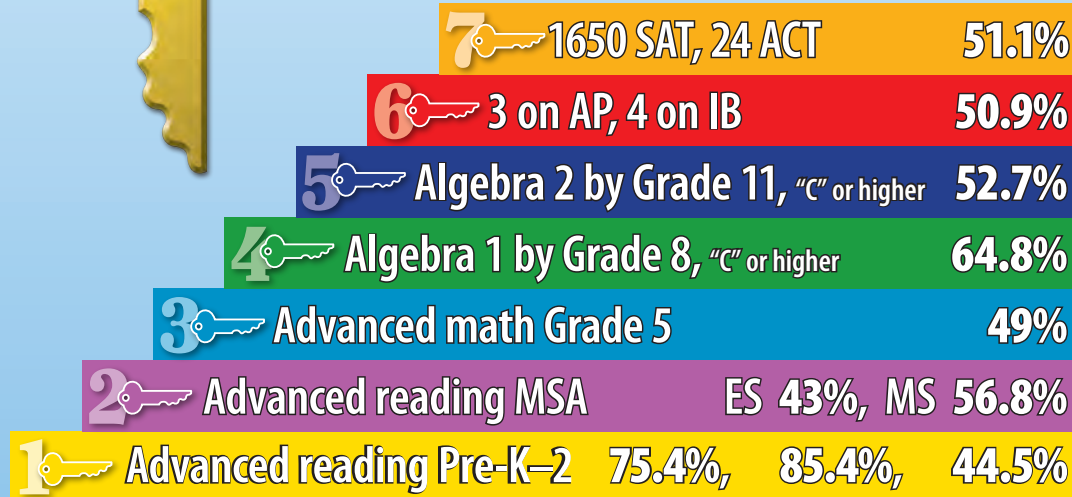


Jerry D. Weast, Ed.D.  
*Superintendent of Schools*  
March 2011





## SEVEN KEYS TO COLLEGE READINESS 2010 Results



Grade K:  
Text Level 6

Grade 1:  
Beyond Text Level 16

Grade 2:  
70th percentile TN/2

# Contents

<b>Kindergarten: Reading Simple Text</b> —Percentage of All Students Reading Simple Text by the End of Kindergarten . . . . .	1
<b>Kindergarten: Reading Simple Text</b> —Percentage of Students Reading Simple Text by the End of Kindergarten by Racial/Ethnic Group (Text Level 4). . . . .	2
<b>Kindergarten: Reading Simple Text</b> —Percentage of Students Reading Simple Text by the End of Kindergarten by Racial/Ethnic Group (Text Level 6). . . . .	3
<b>Grade 2: TerraNova 2nd Edition</b> —Percentage of Test Takers Who Scored At or Above the 50th NP and 70th NP on the TN/2 Reading . . . . .	4
<b>Grade 3: MSA Reading</b> —Percentage of Students Scoring <i>Proficient</i> or <i>Advanced</i> by Racial/Ethnic Group . . . . .	5
<b>Grade 3: MSA Reading</b> —Percentage of Students Scoring <i>Advanced</i> by Racial/Ethnic Group . . . . .	6
<b>Grade 3: MSA Math</b> —Percentage of Students Scoring <i>Proficient</i> or <i>Advanced</i> by Racial/Ethnic Group . . . . .	7
<b>Grade 3: MSA Math</b> —Percentage of Students Scoring <i>Advanced</i> by Racial/Ethnic Group . . . . .	8
<b>Grade 4: MSA Reading</b> —Percentage of Students Scoring <i>Proficient</i> or <i>Advanced</i> by Racial/Ethnic Group . . . . .	9
<b>Grade 4: MSA Reading</b> —Percentage of Students Scoring <i>Advanced</i> by Racial/Ethnic Group . . . . .	10
<b>Grade 4: MSA Math</b> —Percentage of Students Scoring <i>Proficient</i> or <i>Advanced</i> by Racial/Ethnic Group . . . . .	11
<b>Grade 4: MSA Math</b> —Percentage of Students Scoring <i>Advanced</i> by Racial/Ethnic Group . . . . .	12
<b>Grade 5: MSA Reading</b> —Percentage of Students Scoring <i>Proficient</i> or <i>Advanced</i> by Racial/Ethnic Group . . . . .	13
<b>Grade 5: MSA Reading</b> —Percentage of Students Scoring <i>Advanced</i> by Racial/Ethnic Group . . . . .	14
<b>Grade 5: MSA Math</b> —Percentage of Students Scoring <i>Proficient</i> or <i>Advanced</i> by Racial/Ethnic Group . . . . .	15
<b>Grade 5: MSA Math</b> —Percentage of Students Scoring <i>Advanced</i> by Racial/Ethnic Group . . . . .	16
<b>Grade 5: Advanced Math</b> —Percentage of Students Enrolled in Math 6 or Higher. . . . .	17
<b>Grade 5: Advanced Math</b> —Percentage of Students Enrolled in Math 6 or Higher by Racial/Ethnic Group. . . . .	18
<b>Grade 5: Advanced Math</b> —Percentage of Students Proficient in Math 6 or Higher by Racial/Ethnic Group. . . . .	19
<b>Grade 6: MSA Reading</b> —Percentage of Students Scoring <i>Proficient</i> or <i>Advanced</i> by Racial/Ethnic Group . . . . .	20
<b>Grade 6: MSA Reading</b> —Percentage of Students Scoring <i>Advanced</i> by Racial/Ethnic Group . . . . .	21
<b>Grade 6: MSA Math</b> —Percentage of Students Scoring <i>Proficient</i> or <i>Advanced</i> by Racial/Ethnic Group . . . . .	22

## Contents continued

<b>Grade 6: MSA Math</b> —Percentage of Students Scoring <i>Advanced</i> by Racial/Ethnic Group . . . . .	23
<b>Grade 7: MSA Reading</b> —Percentage of Students Scoring <i>Proficient</i> or <i>Advanced</i> by Racial/Ethnic Group . . . . .	24
<b>Grade 7: MSA Reading</b> —Percentage of Students Scoring <i>Advanced</i> by Racial/Ethnic Group . . . . .	25
<b>Grade 7: MSA Math</b> —Percentage of Students Scoring <i>Proficient</i> or <i>Advanced</i> by Racial/Ethnic Group . . . . .	26
<b>Grade 7: MSA Math</b> —Percentage of Students Scoring <i>Advanced</i> by Racial/Ethnic Group . . . . .	27
<b>Grade 8: MSA Reading</b> —Percentage of Students Scoring <i>Proficient</i> or <i>Advanced</i> by Racial/Ethnic Group . . . . .	28
<b>Grade 8: MSA Reading</b> —Percentage of Students Scoring <i>Advanced</i> by Racial/Ethnic Group . . . . .	29
<b>Grade 8: MSA Math</b> —Percentage of Students Scoring <i>Proficient</i> or <i>Advanced</i> by Racial/Ethnic Group . . . . .	30
<b>Grade 8: MSA Math</b> —Percentage of Students Scoring <i>Advanced</i> by Racial/Ethnic Group . . . . .	31
<b>Grade 8: Algebra 1</b> —Percentage of Students Completing Algebra 1 with a “C” or Higher, or Enrolled in a Higher-level Math Course . . . . .	32
<b>Grade 8: Algebra 1</b> —Percentage of Students who Completed Algebra 1 with a “C” or Higher, by Racial/Ethnic Group, 2009 . . . . .	33
<b>Grade 8: Algebra 1</b> —Percentage of Students who Completed Algebra 1 with a “C” or Higher, by Racial/Ethnic Group . . . . .	34
<b>Grade 11: Algebra 2</b> —Percentage of Students Completing Algebra 2 with a “C” or Higher, by Racial/Ethnic Group, 2009 . . . . .	35
<b>Grade 9–12: Advanced Placement</b> —Number of Advanced Placement Exams Taken by All MCPS Students . . . . .	36
<b>Grade 9–12: Advanced Placement</b> —Number of Advanced Placement Exams Taken by MCPS Students by Racial/Ethnic Group . . . . .	37
<b>Grade 9–12: Advanced Placement</b> —Number of MCPS Advanced Placement Exams with a Score of 3 or Higher. . . . .	38
<b>Grade 9–12: Advanced Placement</b> —Number of MCPS Advanced Placement Exam Scores of 3 or Higher by Racial/Ethnic Group . . . . .	39
<b>Graduates: Advanced Placement Participation</b> —Percentage of Graduates Taking 1 or More Advanced Placement Exams . . . . .	40
<b>Graduates: Advanced Placement Performance</b> —Percentage of Graduates Scoring 3 or Higher. . . . .	41
<b>Graduates: SAT Participation</b> —Percentage of MCPS Graduates Taking the SAT by Racial/Ethnic Group . . . . .	42
<b>Graduates: SAT Performance</b> —Average SAT Total Score of MCPS Graduates by Racial/Ethnic Group . . . . .	43
<b>Graduates: SAT/ACT</b> —Percentage of Graduate Test Takers in the MCPS Classes of 2006 to 2010 with SAT Combined Scores of 1650 or Higher and/or ACT Composite Scores of 24 or Higher. . . . .	44

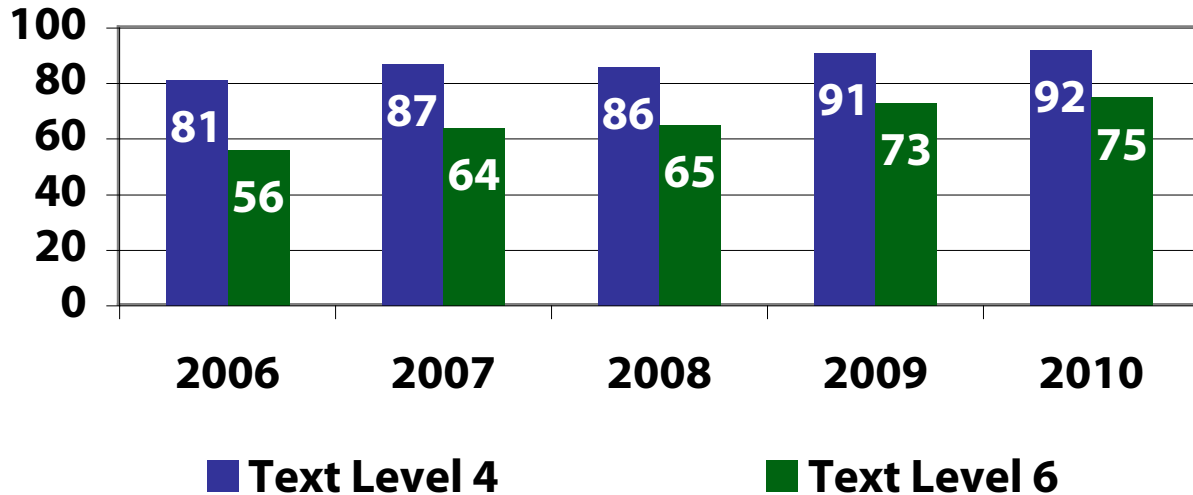




# Kindergarten

## READING SIMPLE TEXT

PERCENTAGE OF ALL STUDENTS  
READING SIMPLE TEXT BY THE  
END OF KINDERGARTEN

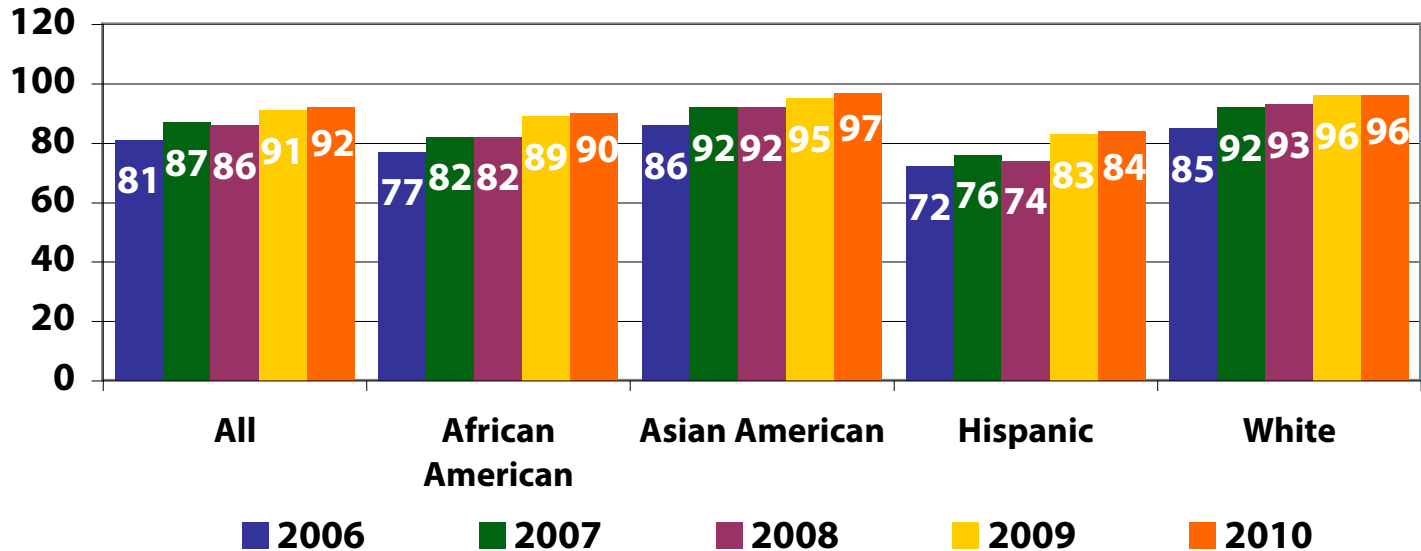


Source: [www.montgomeryschoolsmd.org/about/strategicplan/annualreport/2010/goal2/m1dp3.aspx](http://www.montgomeryschoolsmd.org/about/strategicplan/annualreport/2010/goal2/m1dp3.aspx)

# Kindergarten

## READING SIMPLE TEXT

PERCENTAGE OF STUDENTS READING SIMPLE TEXT BY THE END OF KINDERGARTEN BY RACIAL/ETHNIC GROUP (TEXT LEVEL 4)



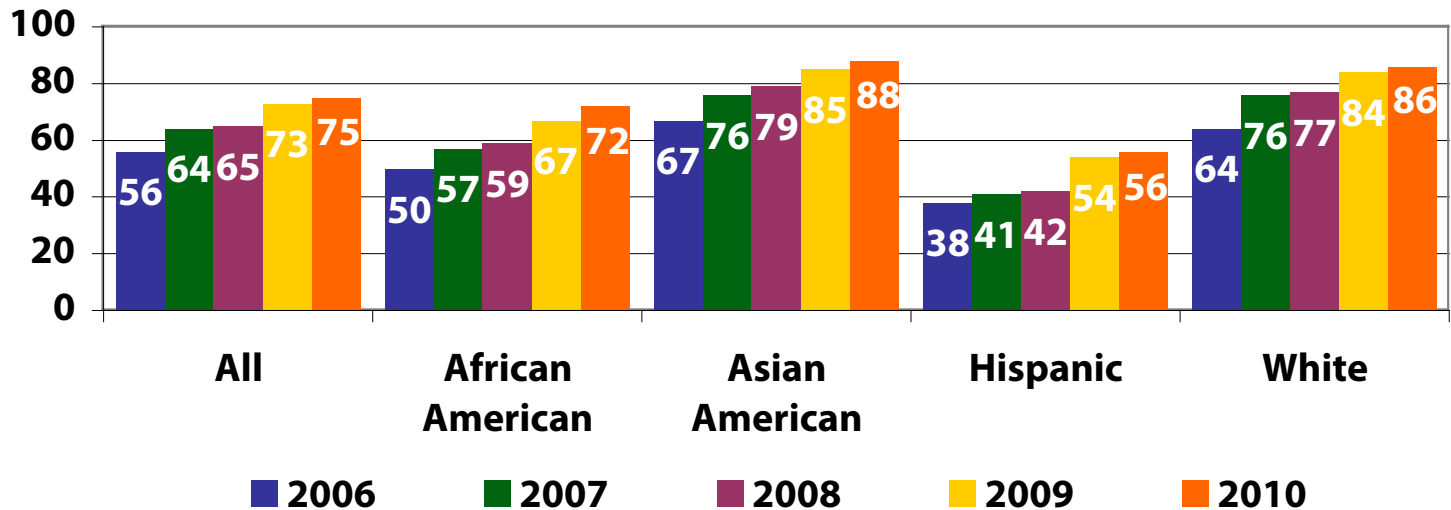
Source: [www.montgomeryschoolsmd.org/about/strategicplan/annualreport/2010/goal2/m1dp3.aspx](http://www.montgomeryschoolsmd.org/about/strategicplan/annualreport/2010/goal2/m1dp3.aspx)

# Kindergarten

## READING SIMPLE TEXT

PERCENTAGE OF STUDENTS READING  
SIMPLE TEXT BY THE END OF KINDERGARTEN  
BY RACIAL/ETHNIC GROUP

(TEXT LEVEL 6)

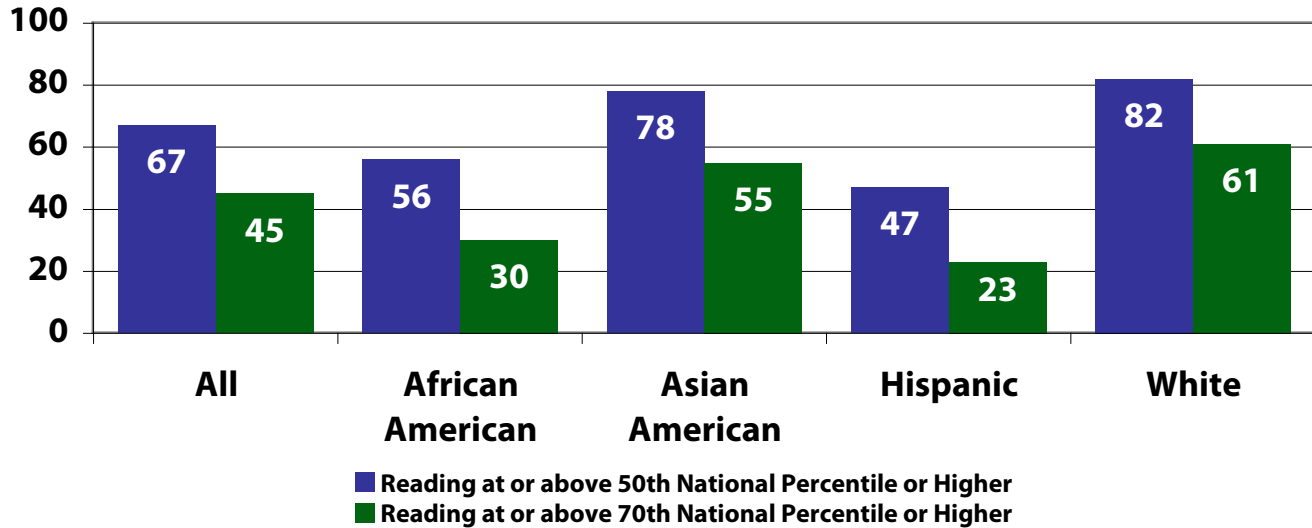


Source: [www.montgomeryschoolsmd.org/about/strategicplan/annualreport/2010/goal2/m1dp3.aspx](http://www.montgomeryschoolsmd.org/about/strategicplan/annualreport/2010/goal2/m1dp3.aspx)

# Grade 2

## TERRANOVA 2<sup>ND</sup> EDITION

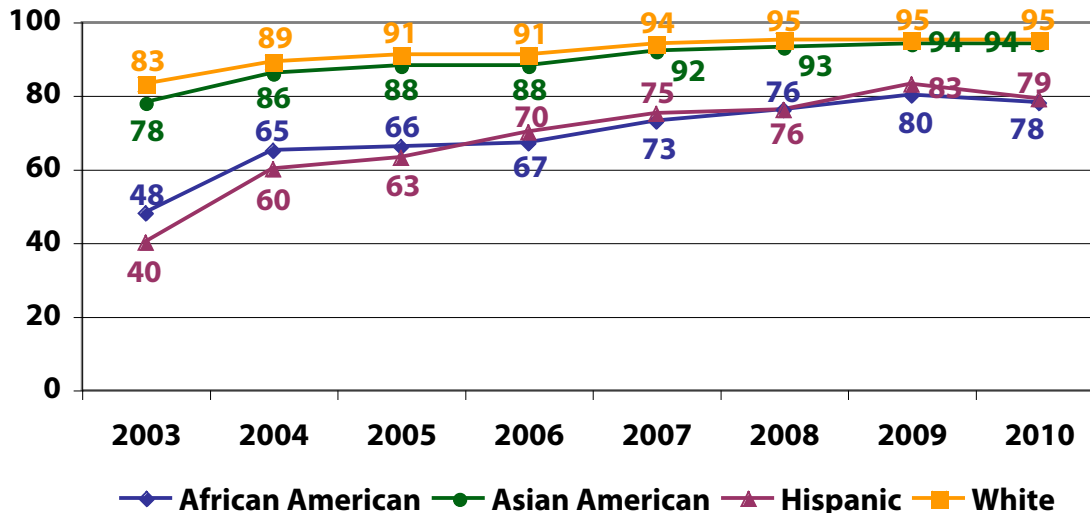
PERCENTAGE OF TEST TAKERS WHO SCORED AT OR ABOVE THE 50<sup>th</sup> NP AND 70<sup>th</sup> NP ON THE TERRANOVA 2<sup>nd</sup> EDITION (TN/2) READING IN 2010



# Grade 3

## MSA READING

TREND—PERCENTAGE OF STUDENTS SCORING *PROFICIENT* OR *ADVANCED* BY RACIAL/ETHNIC GROUP

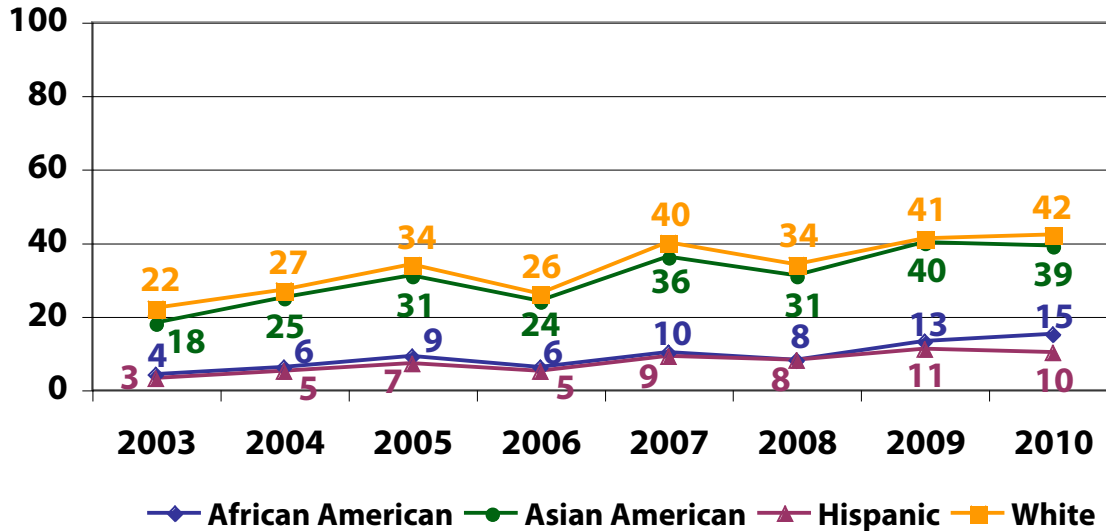


Source: [www.mdreportcard.org](http://www.mdreportcard.org)

# Grade 3

## MSA READING

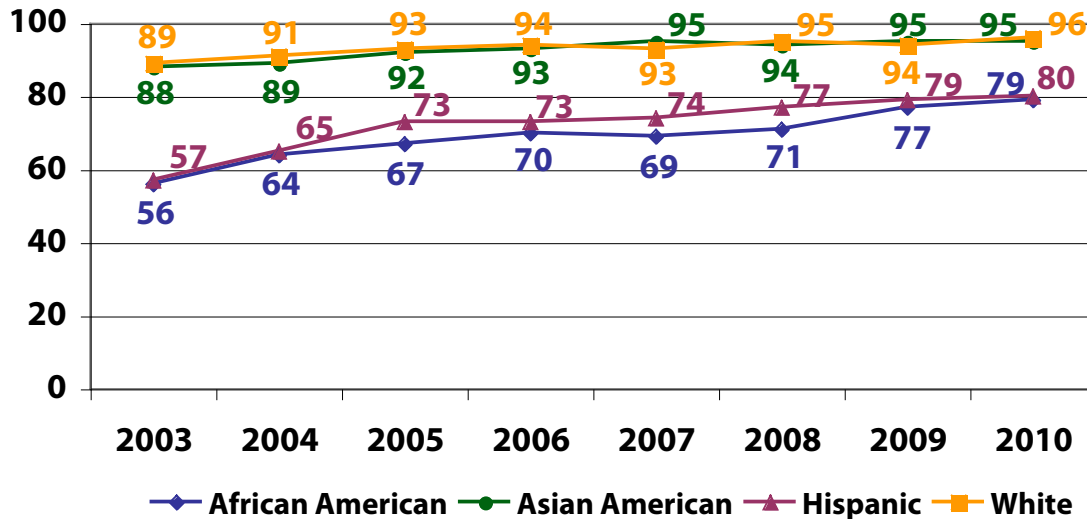
TREND—PERCENTAGE OF STUDENTS SCORING ADVANCED BY RACIAL/ETHNIC GROUP



# Grade 3

## MSA MATH

TREND—PERCENTAGE OF STUDENTS SCORING *PROFICIENT* OR *ADVANCED* BY RACIAL/ETHNIC GROUP

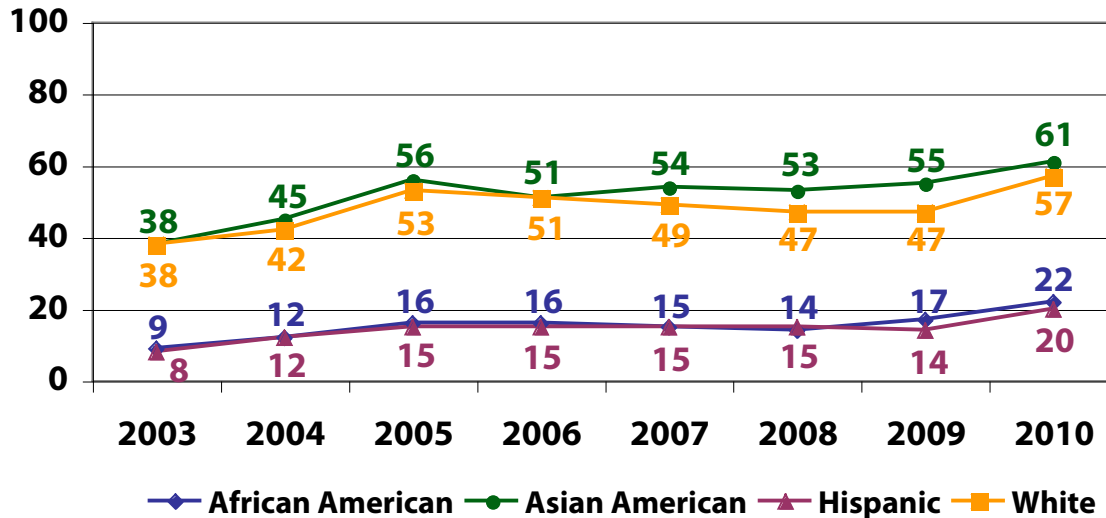


Source: [www.mdreportcard.org](http://www.mdreportcard.org)

# Grade 3

## MSA MATH

TREND—PERCENTAGE OF STUDENTS SCORING ADVANCED BY RACIAL/ETHNIC GROUP

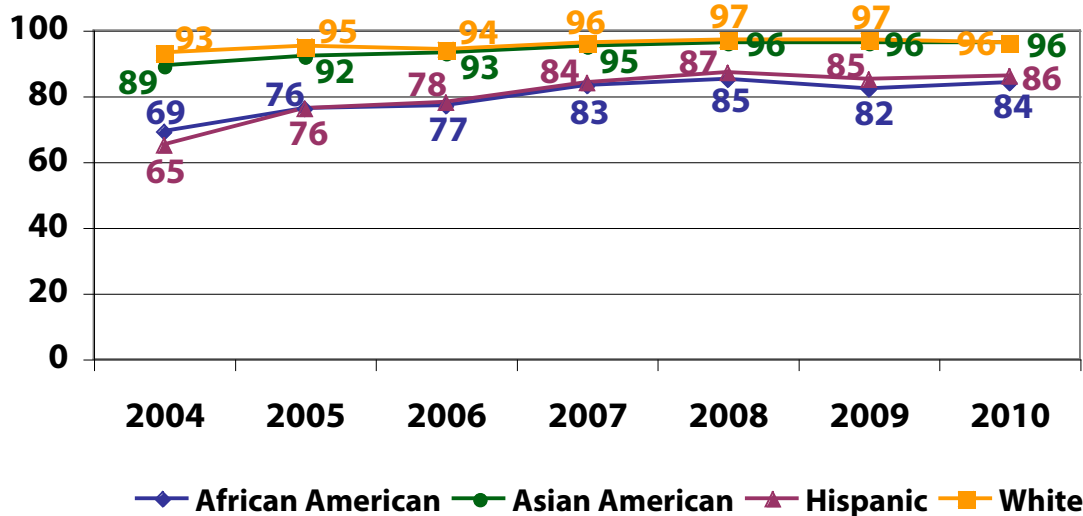




# Grade 4

## MSA READING

TREND—PERCENTAGE OF STUDENTS SCORING *PROFICIENT* OR *ADVANCED* BY RACIAL/ETHNIC GROUP

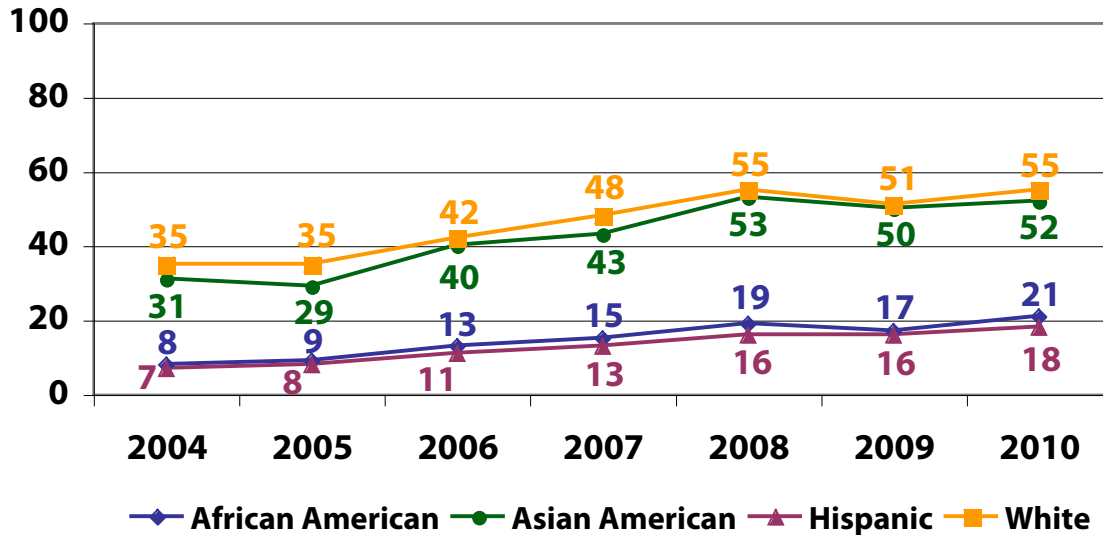


Source: [www.mdreportcard.org](http://www.mdreportcard.org)

# Grade 4

## MSA READING

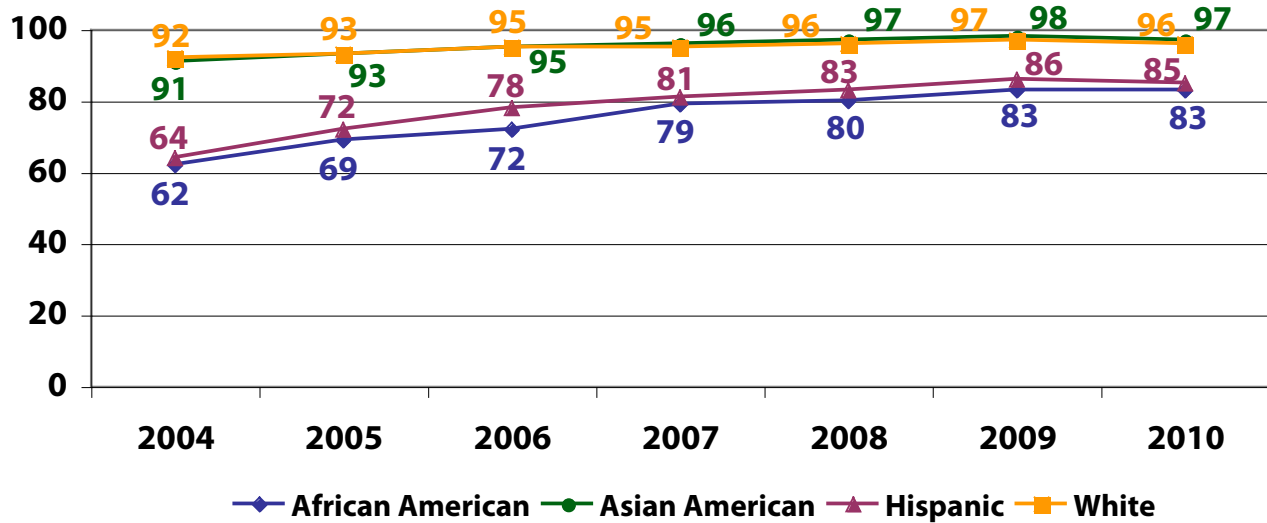
TREND—PERCENTAGE OF STUDENTS SCORING ADVANCED BY RACIAL/ETHNIC GROUP



# Grade 4

## MSA MATH

TREND—PERCENTAGE OF STUDENTS SCORING *PROFICIENT* OR *ADVANCED* BY RACIAL/ETHNIC GROUP

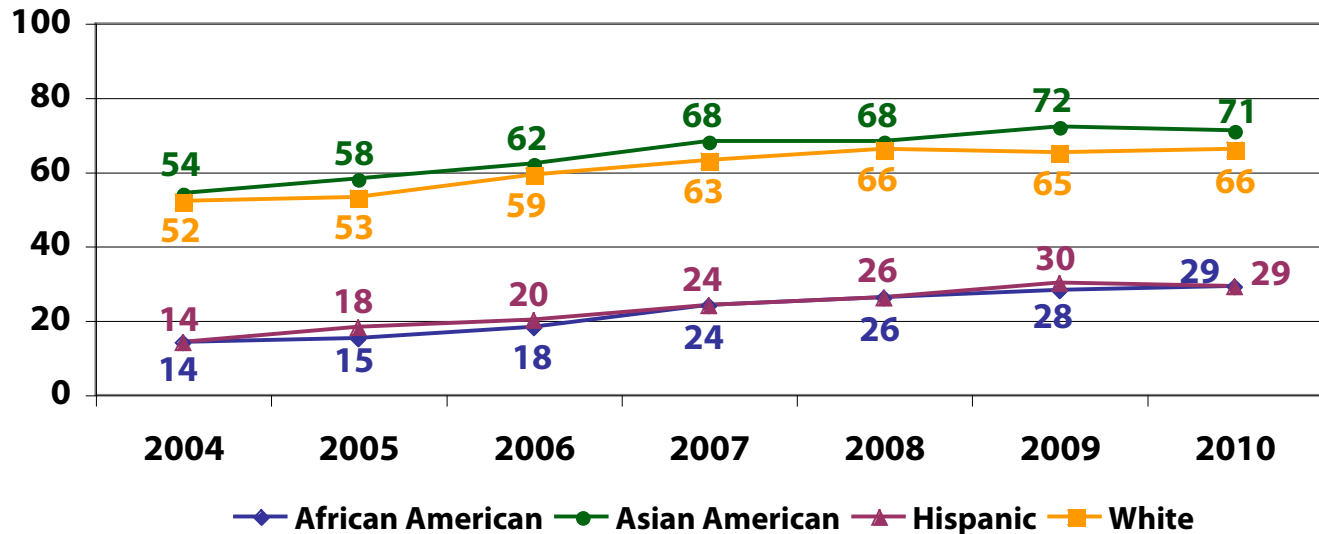


Source: [www.mdreportcard.org](http://www.mdreportcard.org)

# Grade 4

## MSA MATH

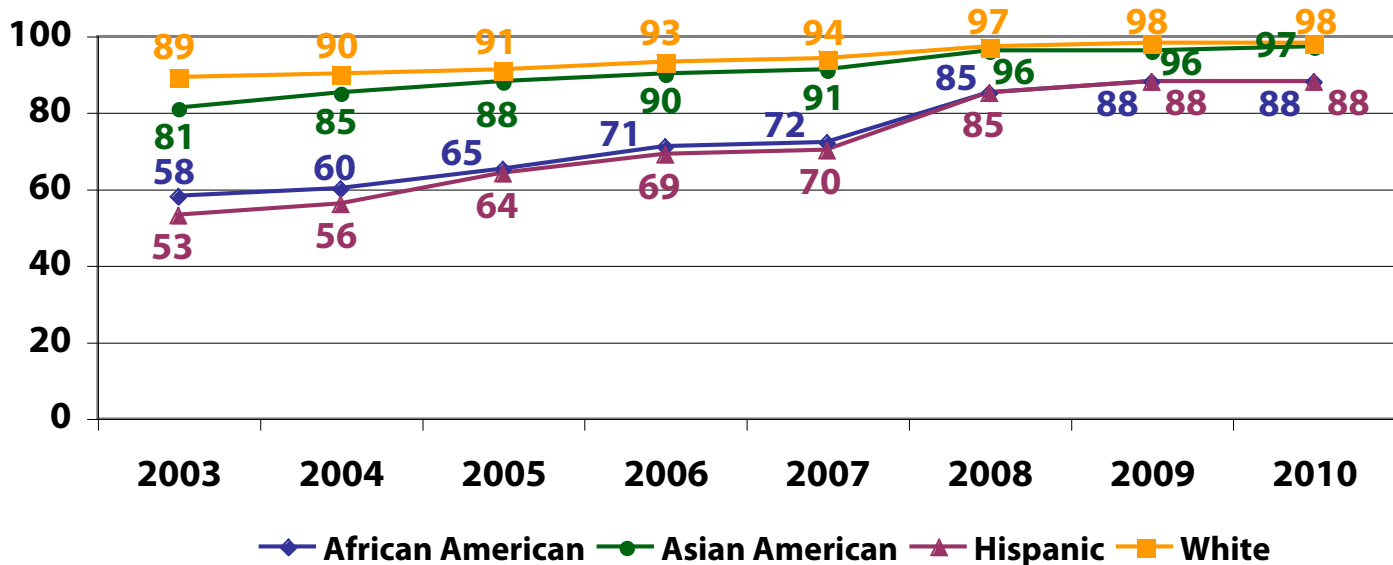
TREND—PERCENTAGE OF STUDENTS SCORING ADVANCED BY RACIAL/ETHNIC GROUP



# Grade 5

## MSA READING

TREND—PERCENTAGE OF STUDENTS SCORING *PROFICIENT* OR *ADVANCED* BY RACIAL/ETHNIC GROUP

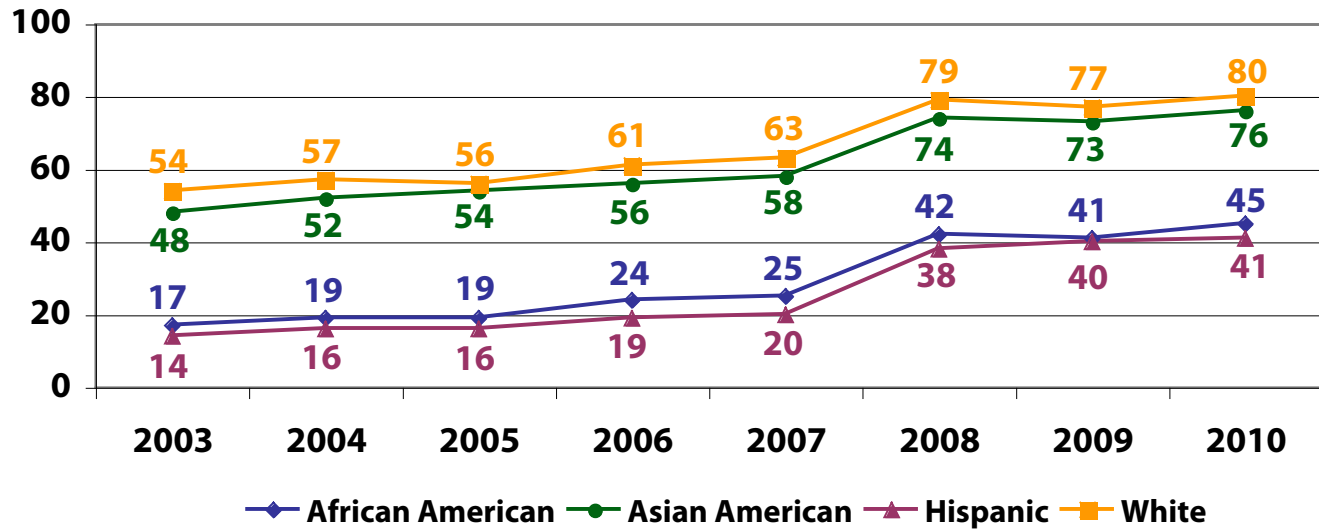


Source: [www.mdreportcard.org](http://www.mdreportcard.org)

# Grade 5

## MSA READING

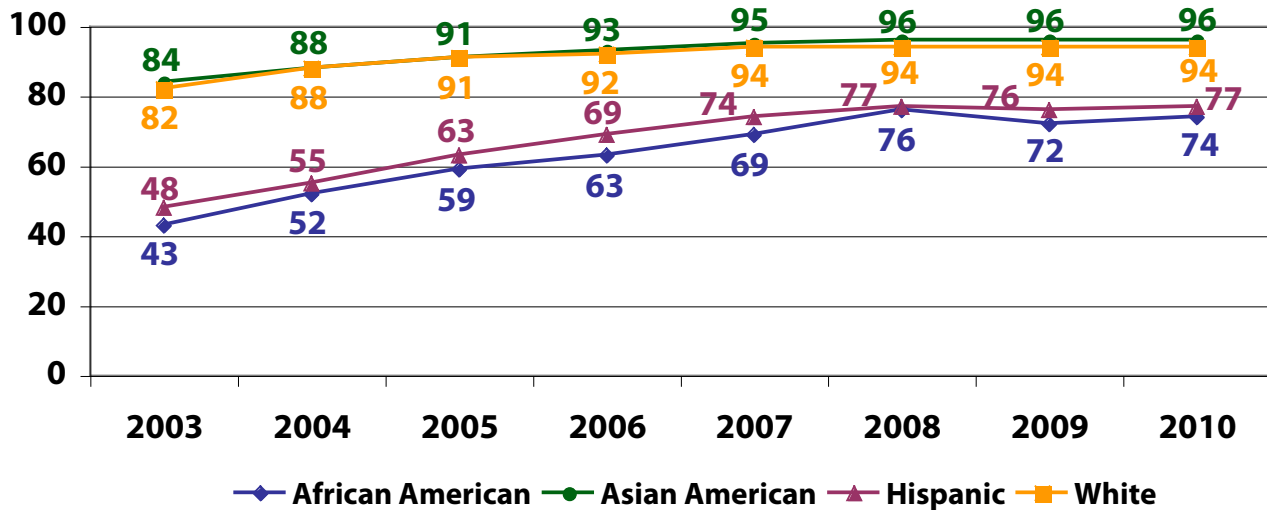
TREND—PERCENTAGE OF STUDENTS SCORING ADVANCED BY RACIAL/ETHNIC GROUP



# Grade 5

## MSA MATH

TREND—PERCENTAGE OF STUDENTS SCORING *PROFICIENT* OR *ADVANCED* BY RACIAL/ETHNIC GROUP

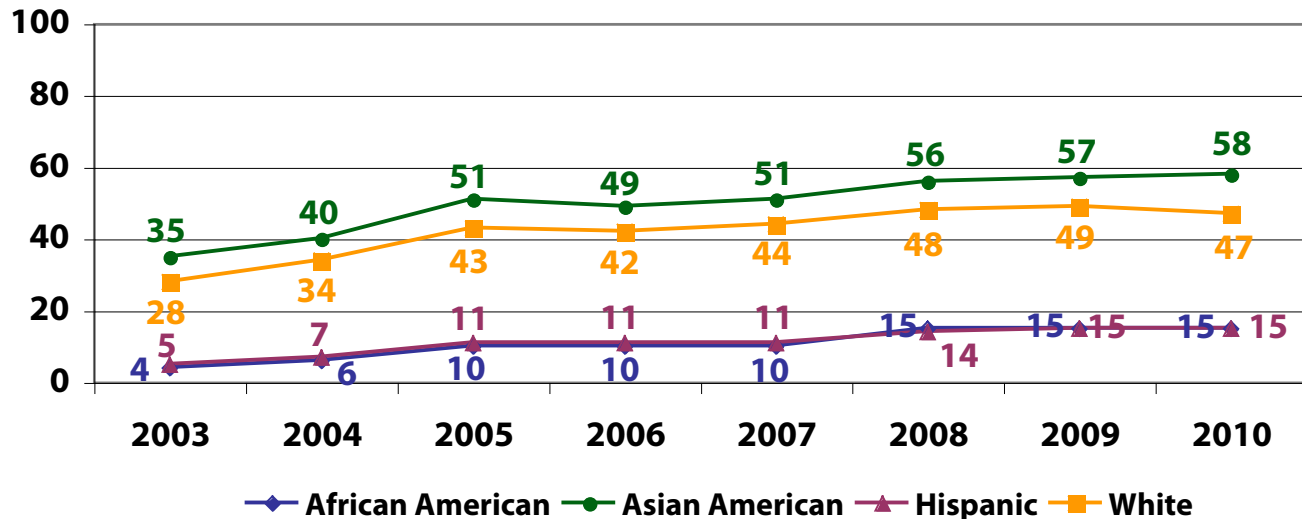


Source: [www.mdreportcard.org](http://www.mdreportcard.org)

# Grade 5

## MSA MATH

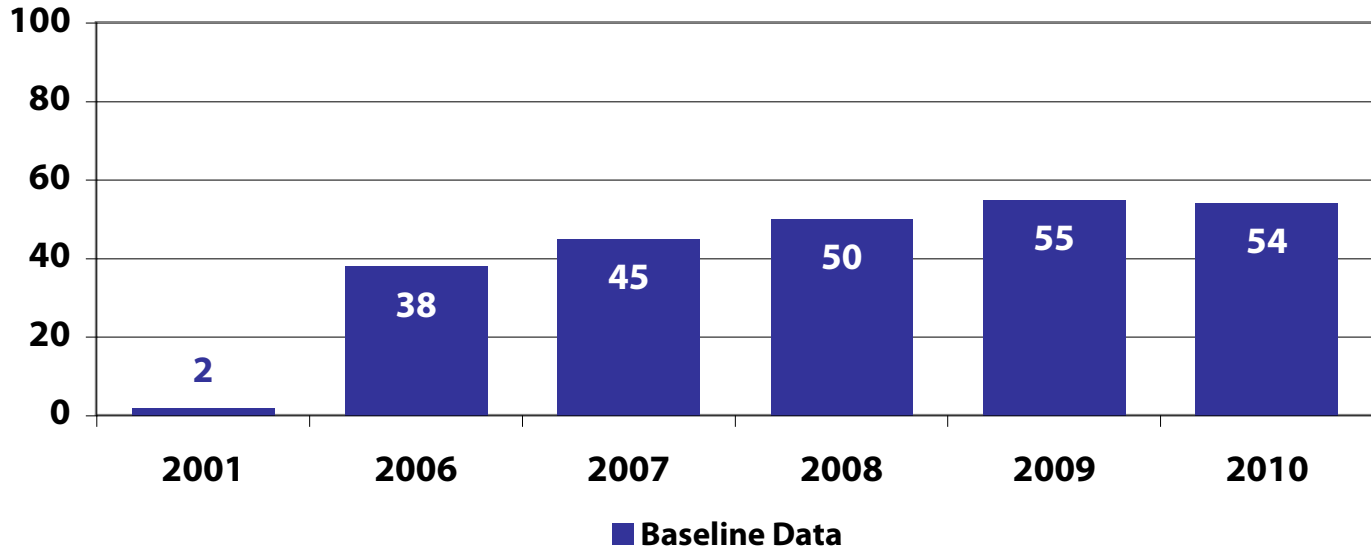
TREND—PERCENTAGE OF STUDENTS SCORING ADVANCED BY RACIAL/ETHNIC GROUP





# Grade 5

## ADVANCED MATH PERCENTAGE OF STUDENTS ENROLLED IN MATH 6 OR HIGHER

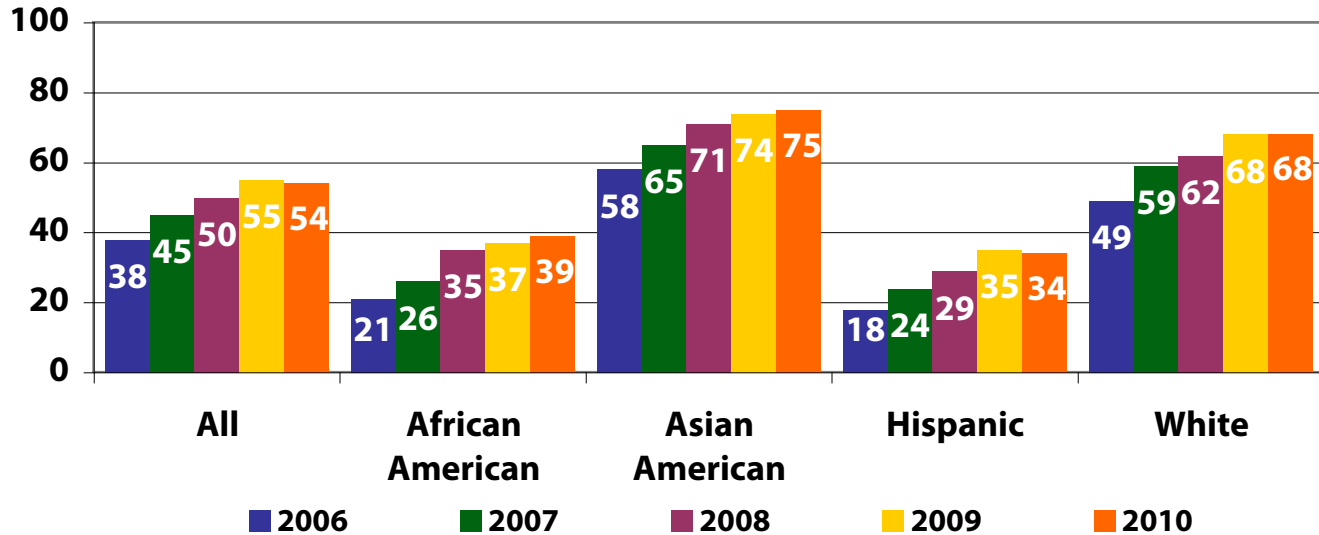


Source: [www.montgomeryschoolsmd.org/about/strategicplan/annualreport/2010/goal2/m2dp2.aspx](http://www.montgomeryschoolsmd.org/about/strategicplan/annualreport/2010/goal2/m2dp2.aspx)

# Grade 5

## ADVANCED MATH

PERCENTAGE OF STUDENTS  
ENROLLED IN MATH 6 OR HIGHER  
BY RACIAL/ETHNIC GROUP

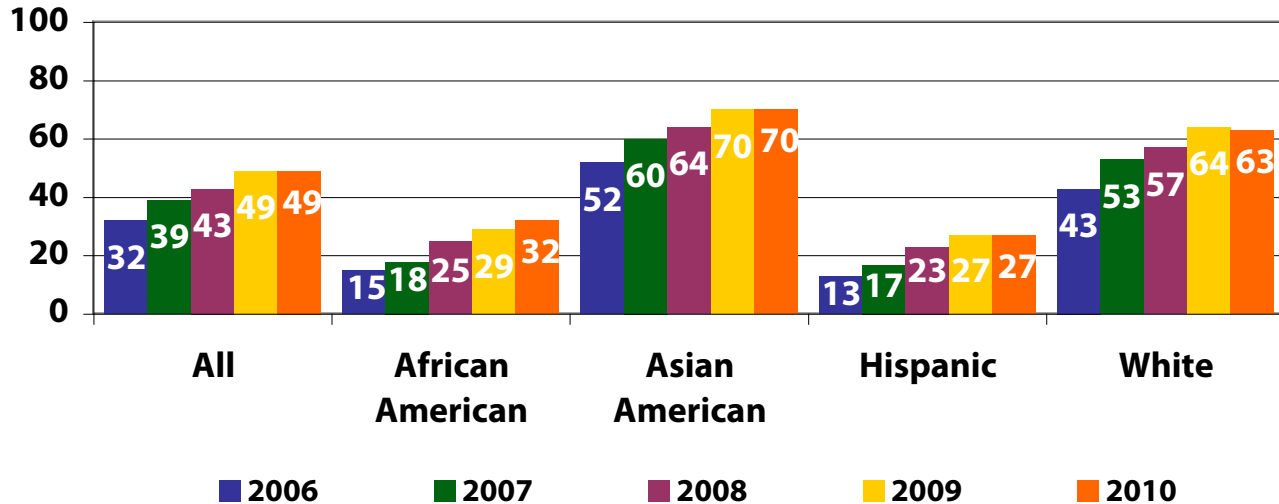


Source: [www.montgomeryschoolsmd.org/about/strategicplan/annualreport/2010/goal2/m2dp2.aspx](http://www.montgomeryschoolsmd.org/about/strategicplan/annualreport/2010/goal2/m2dp2.aspx)

# Grade 5

## ADVANCED MATH

PERCENTAGE OF STUDENTS  
PROFICIENT IN MATH 6 OR HIGHER  
BY RACIAL/ETHNIC GROUP

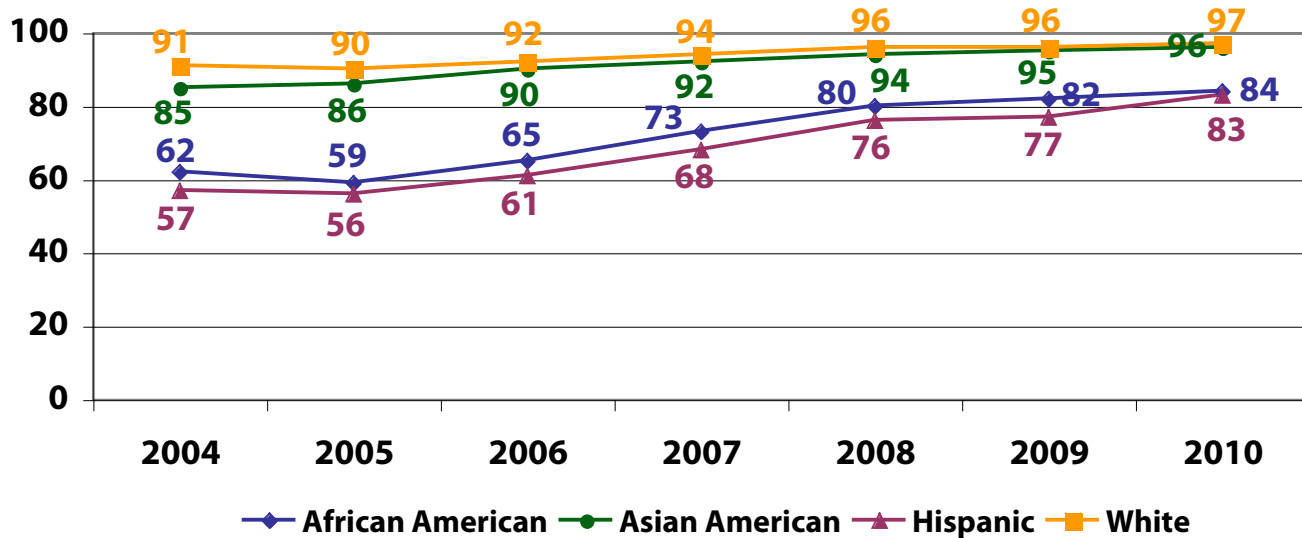


Source: [www.montgomeryschoolsmd.org/about/strategicplan/annualreport/2010/goal2/m2dp2.aspx](http://www.montgomeryschoolsmd.org/about/strategicplan/annualreport/2010/goal2/m2dp2.aspx)

# Grade 6

## MSA READING

TREND—PERCENTAGE OF STUDENTS SCORING *PROFICIENT* OR *ADVANCED* BY RACIAL/ETHNIC GROUP

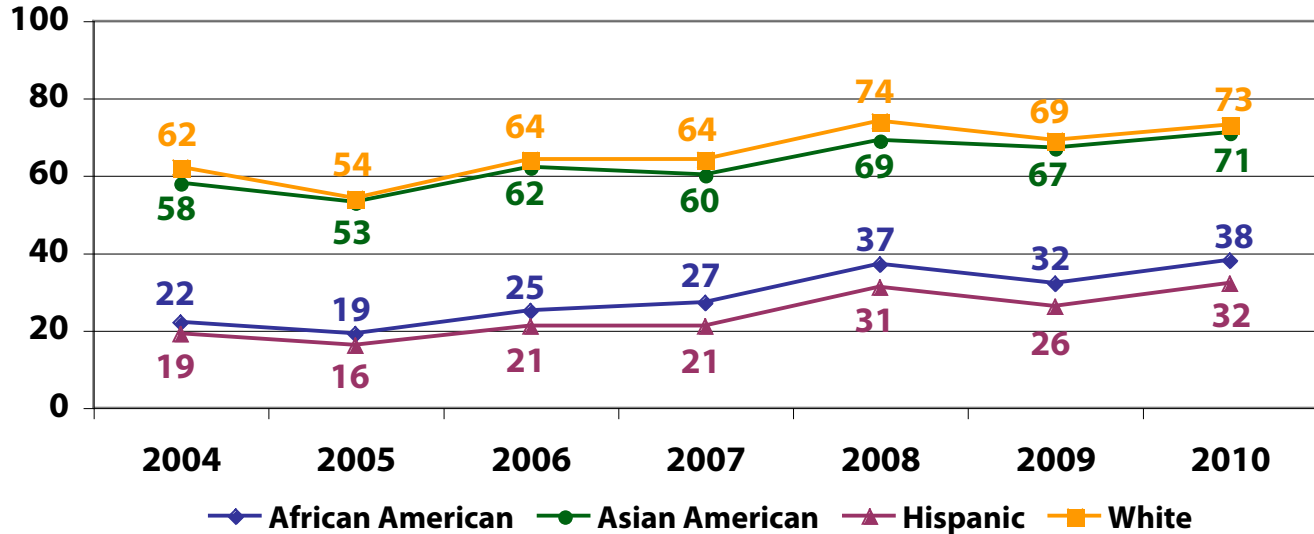


Source: [www.mdreportcard.org](http://www.mdreportcard.org)

# Grade 6

## MSA READING

TREND—PERCENTAGE OF STUDENTS SCORING ADVANCED BY RACIAL/ETHNIC GROUP

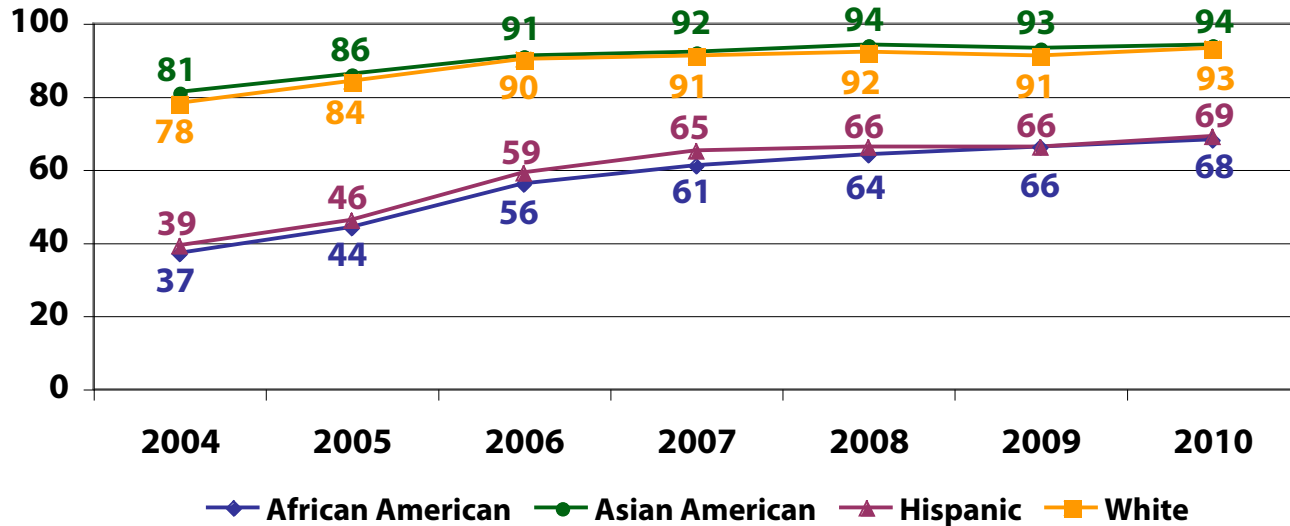


Source: [www.mdreportcard.org](http://www.mdreportcard.org)

# Grade 6

## MSA MATH

TREND—PERCENTAGE OF STUDENTS SCORING *PROFICIENT* OR *ADVANCED* BY RACIAL/ETHNIC GROUP

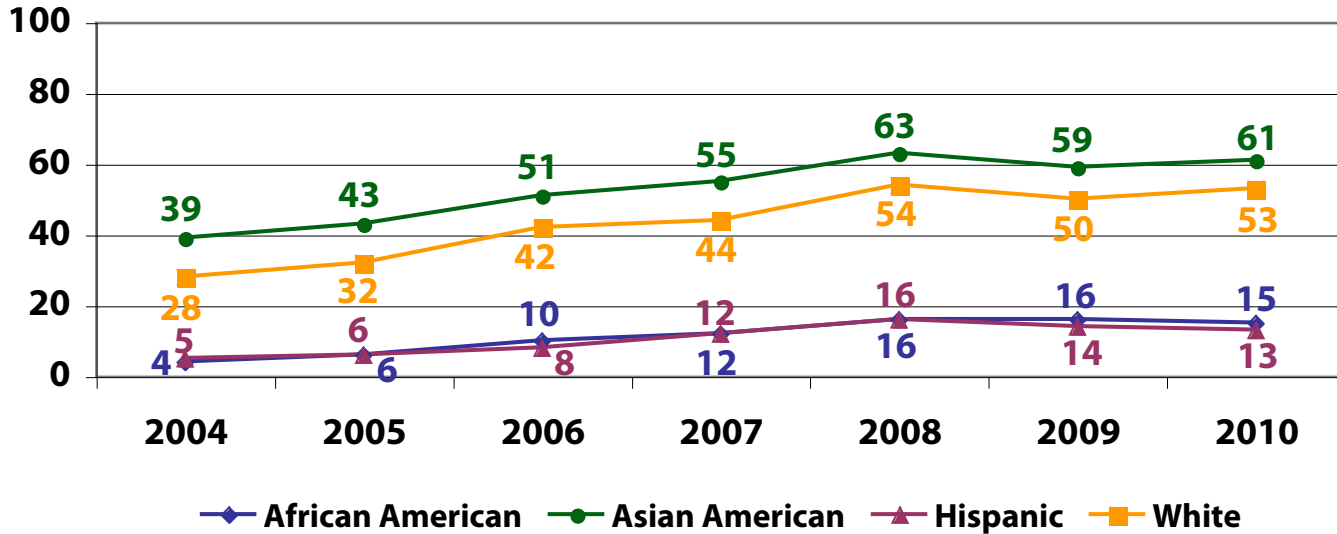


Source: [www.mdreportcard.org](http://www.mdreportcard.org)

# Grade 6

## MSA MATH

TREND—PERCENTAGE OF STUDENTS SCORING ADVANCED BY RACIAL/ETHNIC GROUP

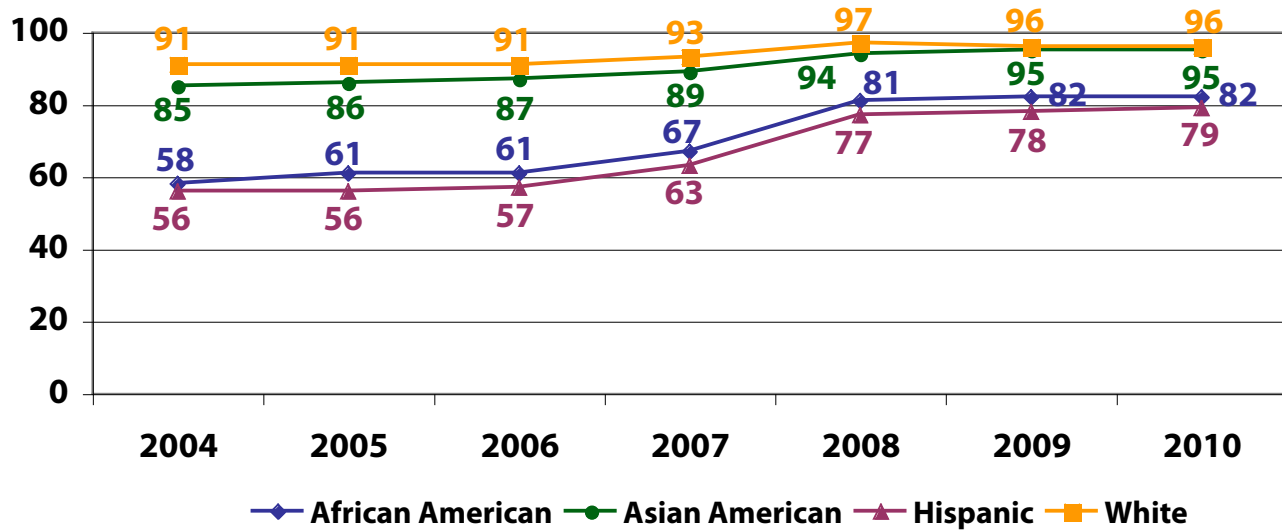


Source: [www.mdreportcard.org](http://www.mdreportcard.org)

# Grade 7

## MSA READING

TREND—PERCENTAGE OF STUDENTS SCORING *PROFICIENT* OR *ADVANCED* BY RACIAL/ETHNIC GROUP

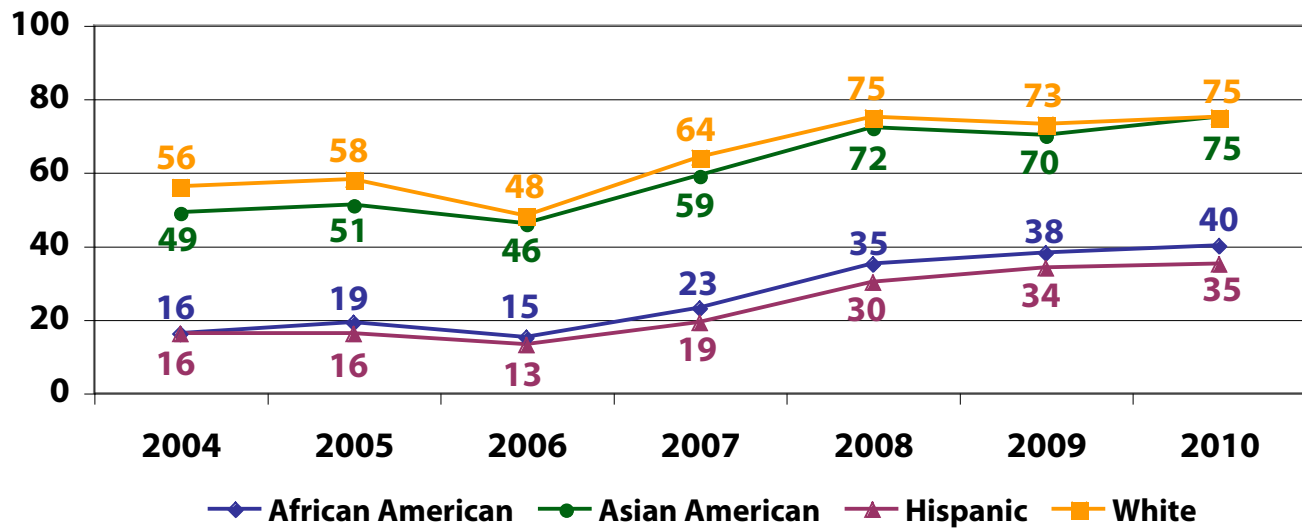




# Grade 7

## MSA READING

TREND—PERCENTAGE OF STUDENTS SCORING ADVANCED BY RACIAL/ETHNIC GROUP

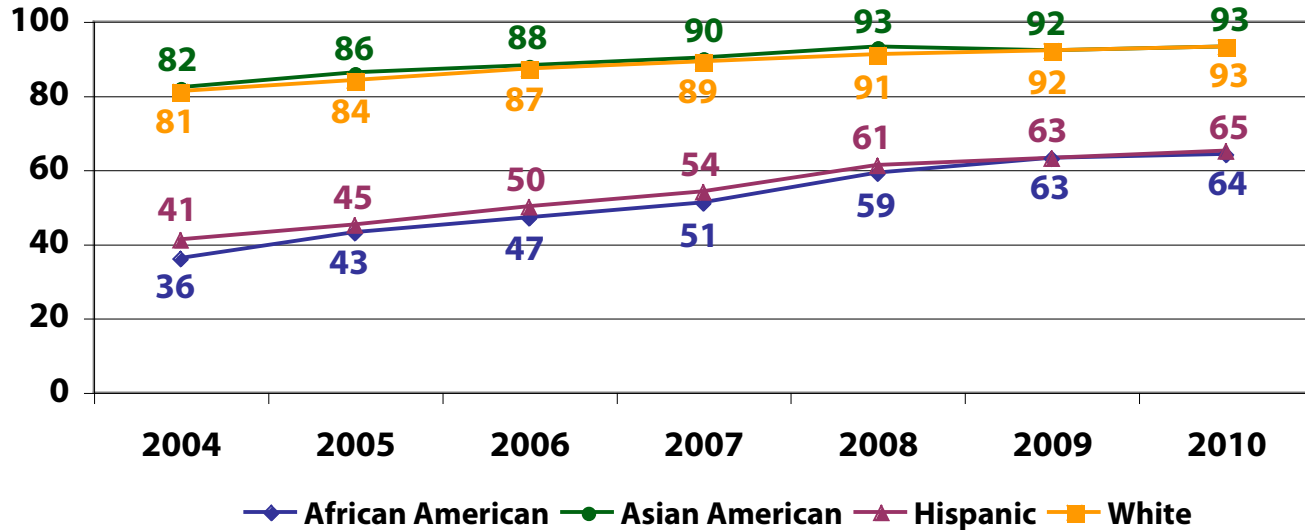


Source: [www.mdreportcard.org](http://www.mdreportcard.org)

# Grade 7

## MSA MATH

TREND—PERCENTAGE OF STUDENTS SCORING *PROFICIENT* OR *ADVANCED* BY RACIAL/ETHNIC GROUP

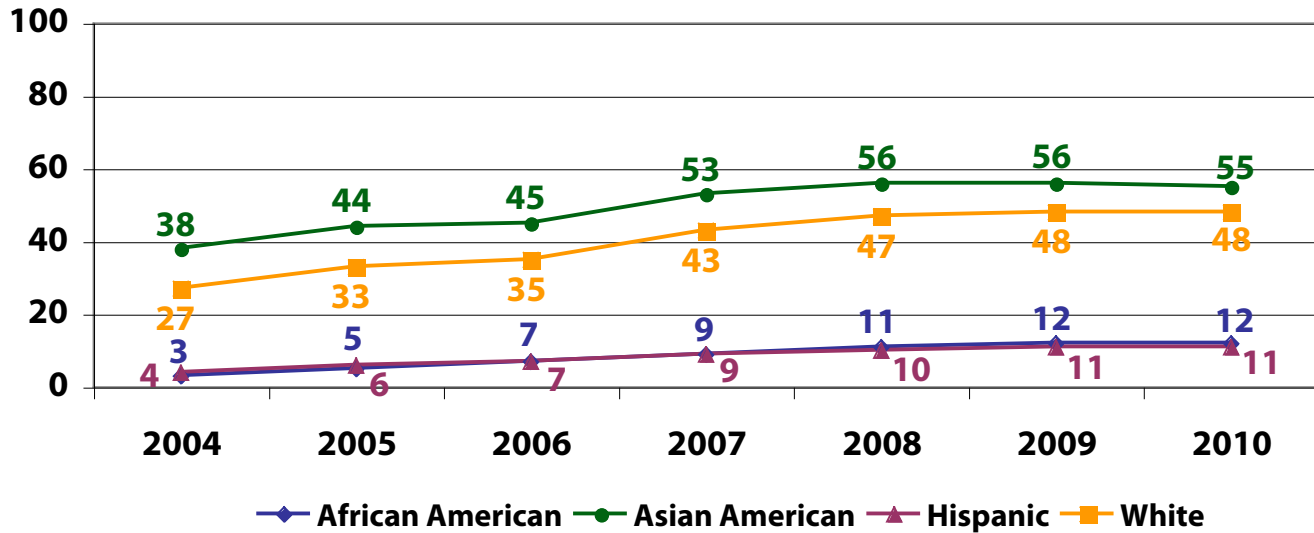


Source: [www.mdreportcard.org](http://www.mdreportcard.org)

# Grade 7

## MSA MATH

TREND—PERCENTAGE OF STUDENTS SCORING ADVANCED BY RACIAL/ETHNIC GROUP

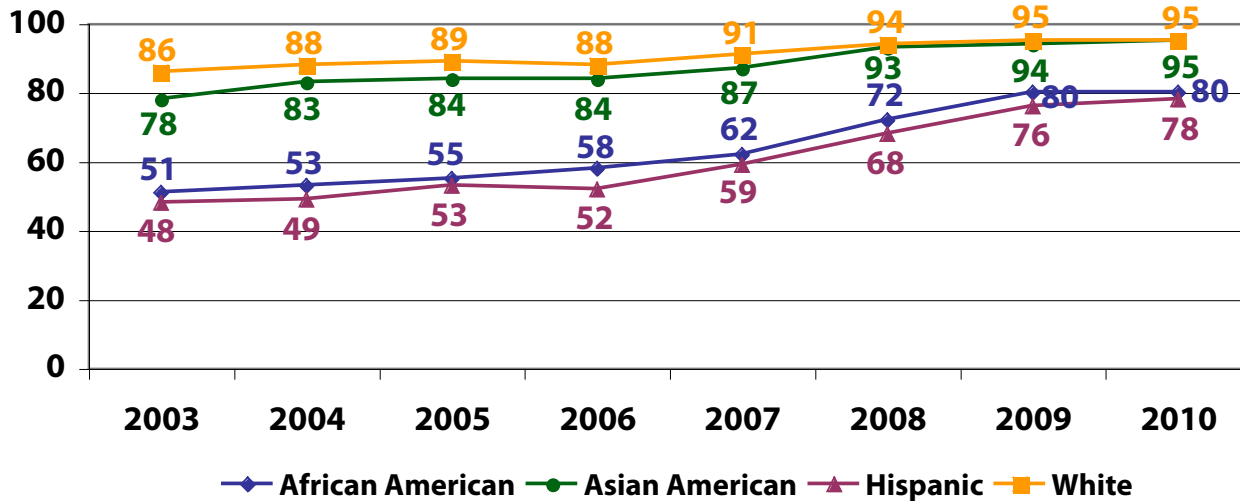


Source: [www.mdreportcard.org](http://www.mdreportcard.org)

# Grade 8

## MSA READING

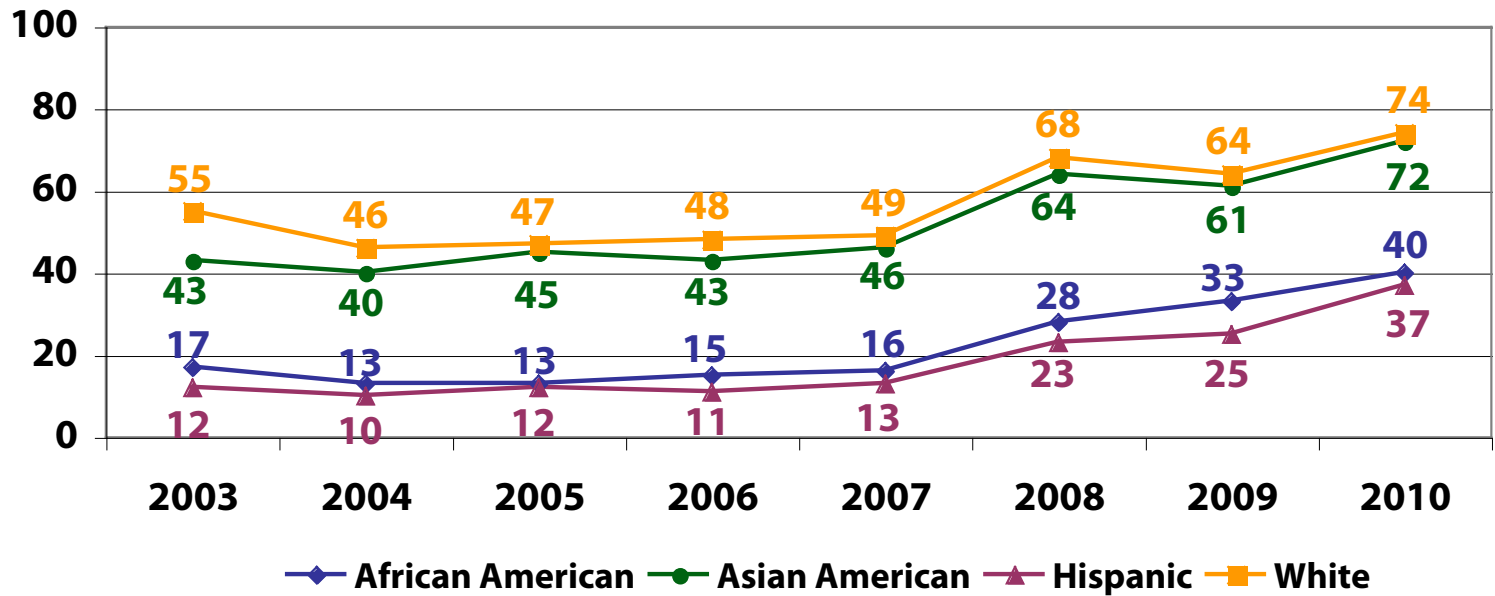
TREND—PERCENTAGE OF STUDENTS SCORING *PROFICIENT* OR *ADVANCED* BY RACIAL/ETHNIC GROUP



# Grade 8

## MSA READING

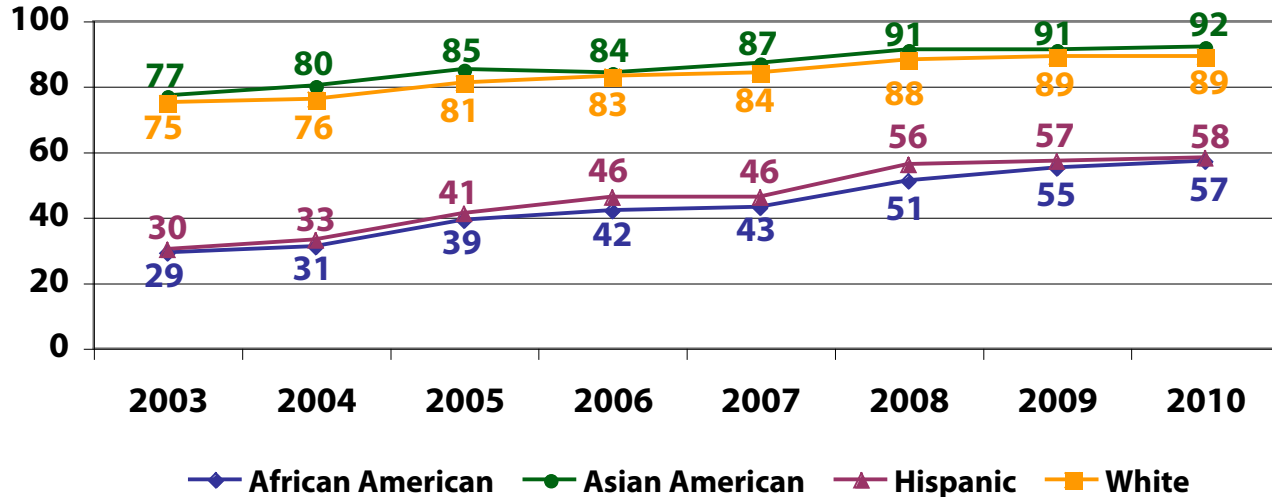
TREND—PERCENTAGE OF STUDENTS SCORING ADVANCED BY RACIAL/ETHNIC GROUP



# Grade 8

## MSA MATH

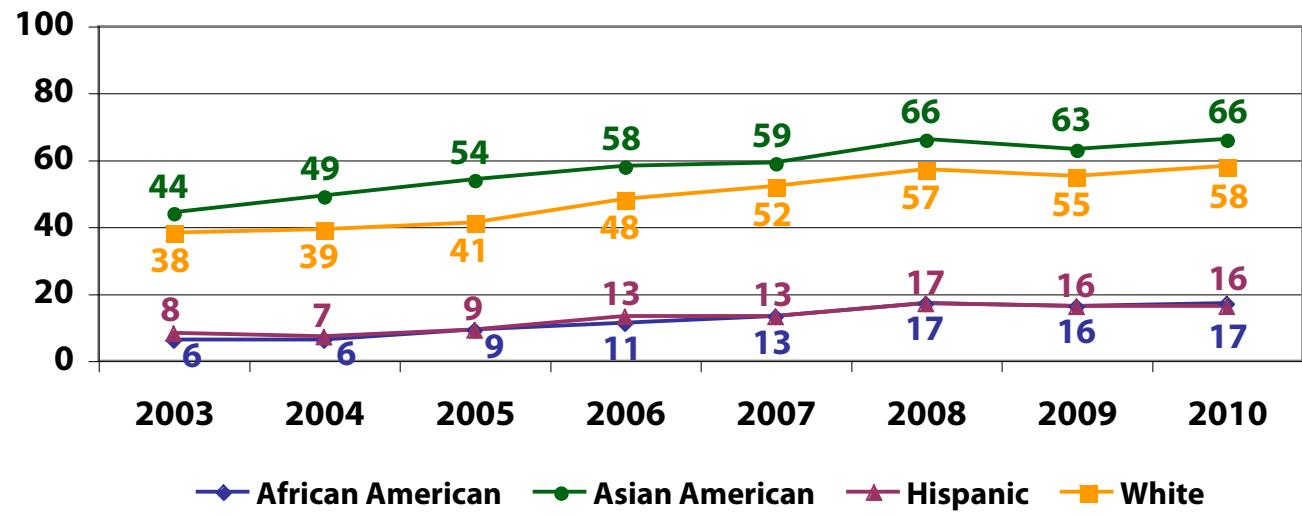
TREND—PERCENTAGE OF STUDENTS SCORING *PROFICIENT* OR *ADVANCED* BY RACIAL/ETHNIC GROUP



# Grade 8

## MSA MATH

TREND—PERCENTAGE OF STUDENTS SCORING ADVANCED BY RACIAL/ETHNIC GROUP

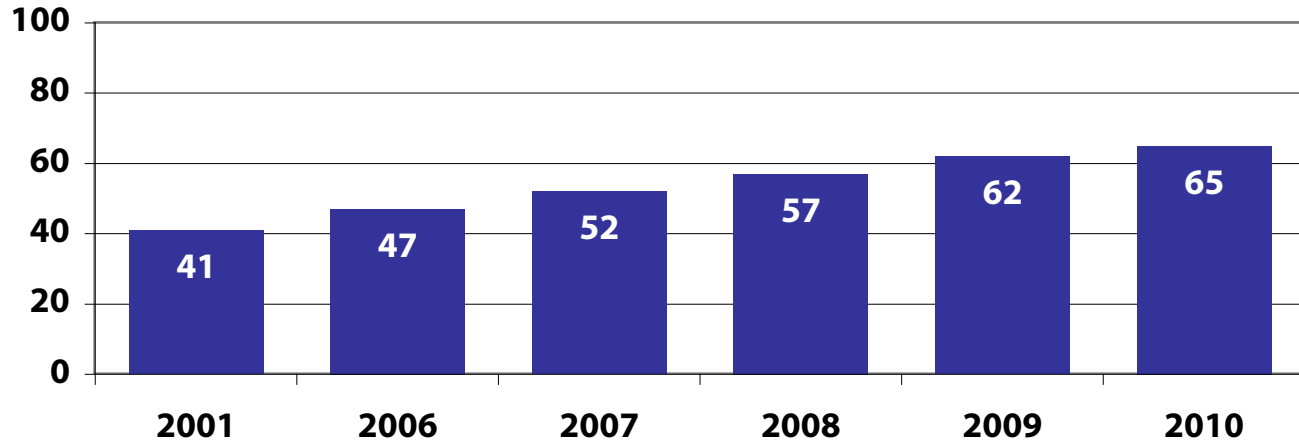


Source: [www.mdreportcard.org](http://www.mdreportcard.org)

# Grade 8

## ALGEBRA 1

PERCENTAGE OF STUDENTS  
WHO COMPLETED ALGEBRA 1  
WITH A "C" OR HIGHER



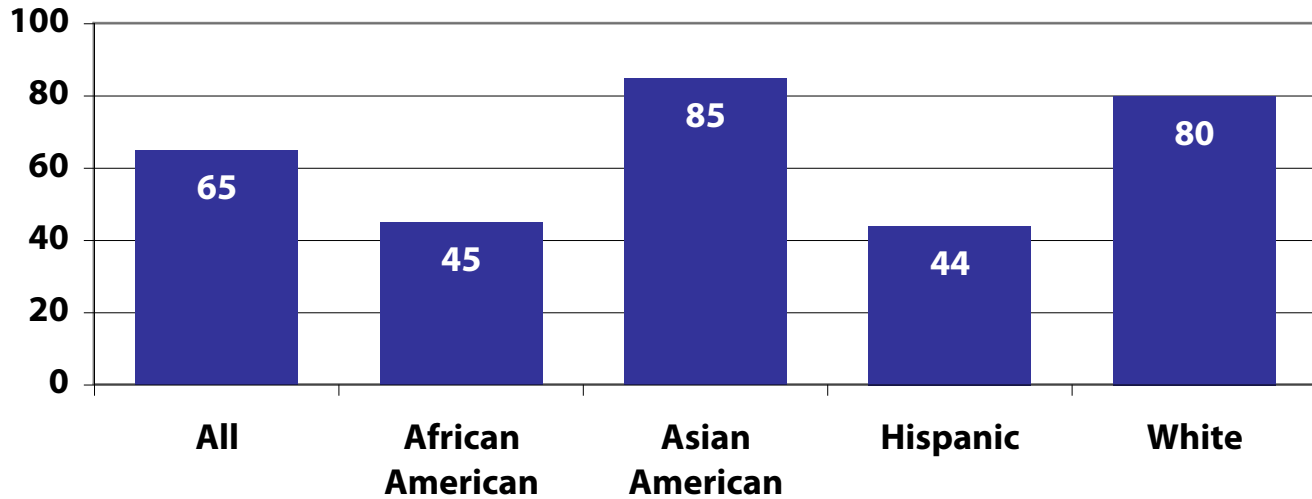
Source: [www.montgomeryschoolsmd.org/about/strategicplan/annualreport/2010/goal1/m2dp1.aspx](http://www.montgomeryschoolsmd.org/about/strategicplan/annualreport/2010/goal1/m2dp1.aspx)



# Grade 8

## ALGEBRA 1

PERCENTAGE OF STUDENTS WHO COMPLETED ALGEBRA 1 WITH A “C” OR HIGHER, BY RACIAL/ETHNIC GROUP, 2010

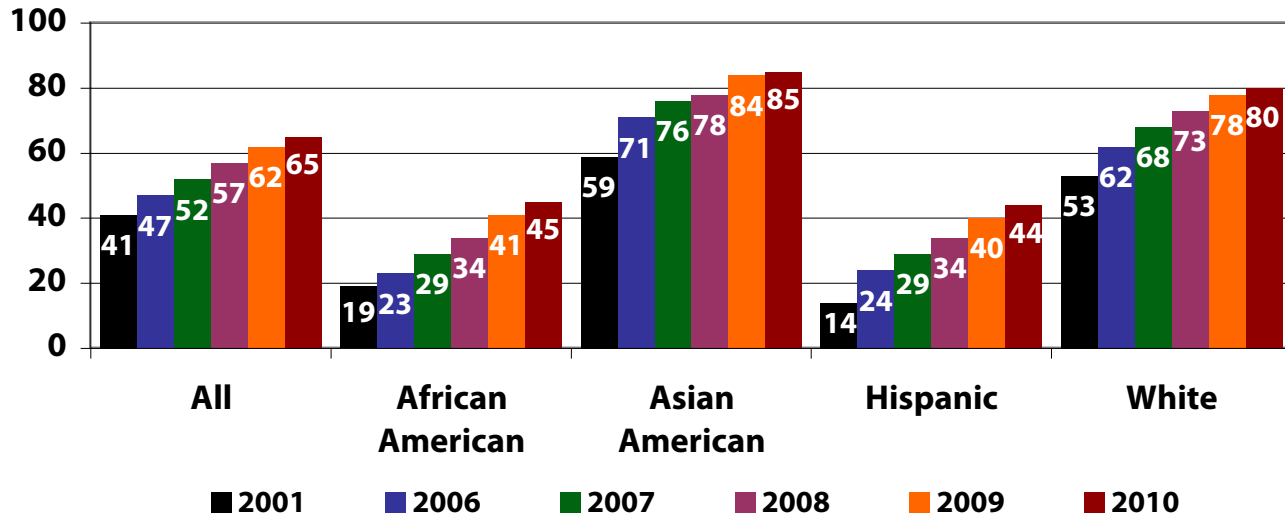


Source: [www.montgomeryschoolsmd.org/about/strategicplan/annualreport/2010/goal1/m2dp1.aspx](http://www.montgomeryschoolsmd.org/about/strategicplan/annualreport/2010/goal1/m2dp1.aspx)

# Grade 8

## ALGEBRA 1

PERCENTAGE OF STUDENTS WHO COMPLETED ALGEBRA 1 WITH A "C" OR HIGHER, BY RACIAL/ETHNIC GROUP

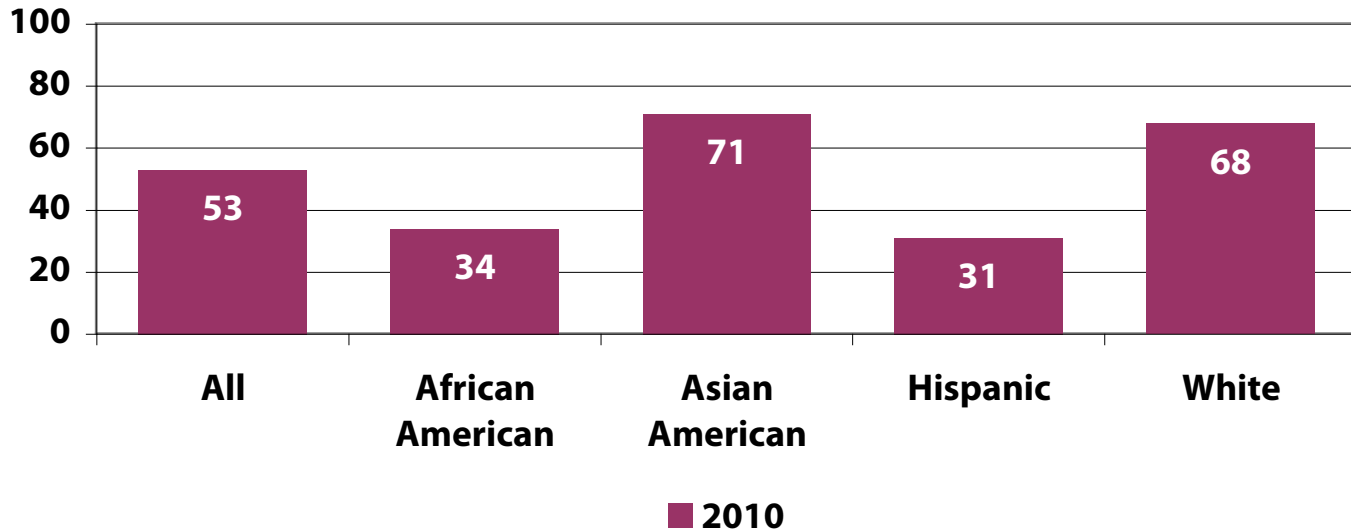


Source: [www.montgomeryschoolsmd.org/about/strategicplan/annualreport/2010/goal1/m2dp1.aspx](http://www.montgomeryschoolsmd.org/about/strategicplan/annualreport/2010/goal1/m2dp1.aspx)

# Grade 11

## ALGEBRA 2

PERCENTAGE OF STUDENTS COMPLETING ALGEBRA 2 WITH A "C" OR HIGHER, BY RACIAL/ETHNIC GROUP, 2010

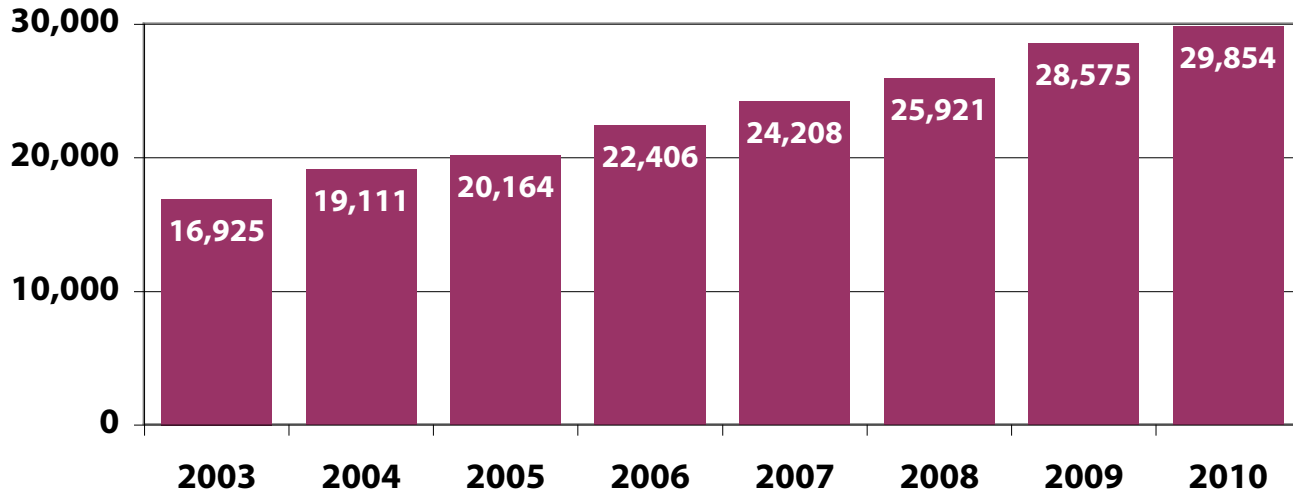


Source: Office of Shared Accountability

# Grades 9-12

## ADVANCED PLACEMENT

NUMBER OF ADVANCED PLACEMENT EXAMS  
TAKEN BY ALL MCPS STUDENTS

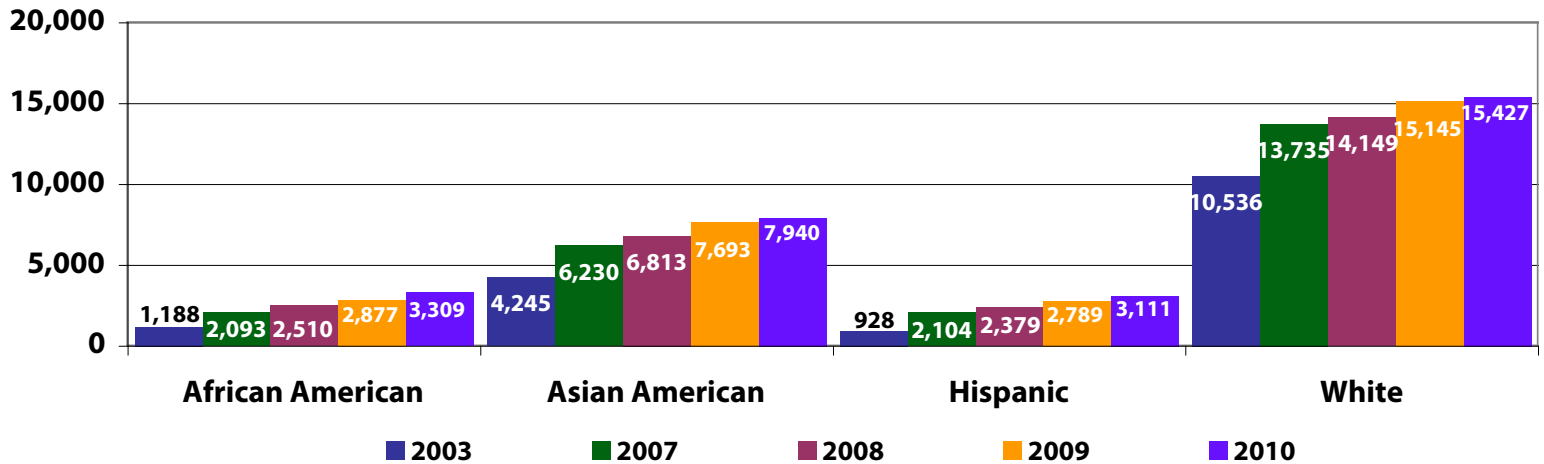


Source: <http://sharedaccountability.mcpsmd.org/reports/list.php?selection=878>

# Grades 9-12

## ADVANCED PLACEMENT

NUMBER OF ADVANCED PLACEMENT EXAMS  
TAKEN BY MCPS STUDENTS  
BY RACIAL/ETHNIC GROUP

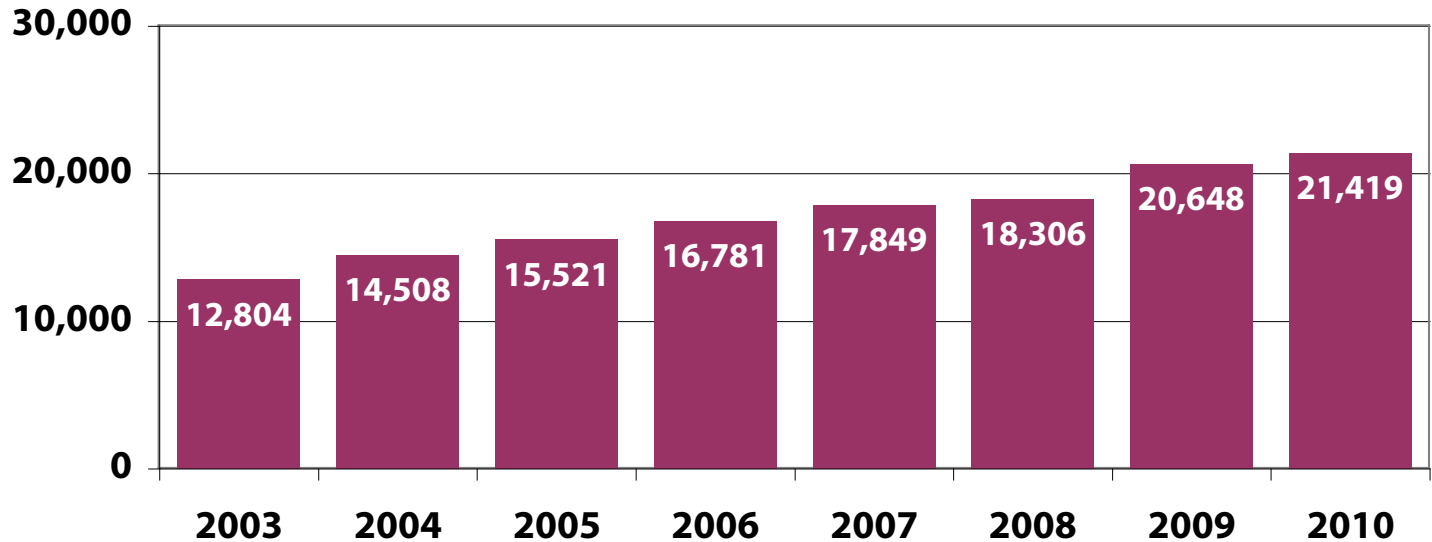


Source: <http://sharedaccountability.mcpsmd.org/reports/list.php?selection=878>

# Grades 9-12

## ADVANCED PLACEMENT

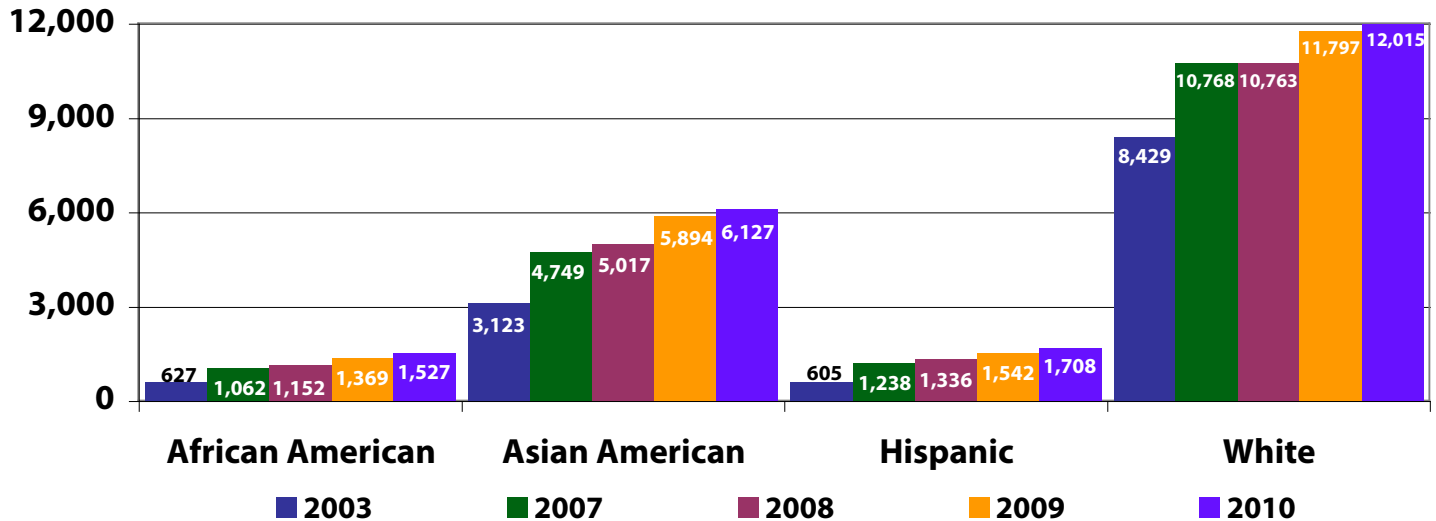
NUMBER OF MCPS ADVANCED PLACEMENT EXAMS WITH A SCORE OF 3 OR HIGHER



Source: <http://sharedaccountability.mcpsmd.org/reports/list.php?selection=878>

# Grades 9-12

## ADVANCED PLACEMENT NUMBER OF MCPS ADVANCED PLACEMENT EXAM SCORES OF 3 OR HIGHER BY RACIAL/ETHNIC GROUP

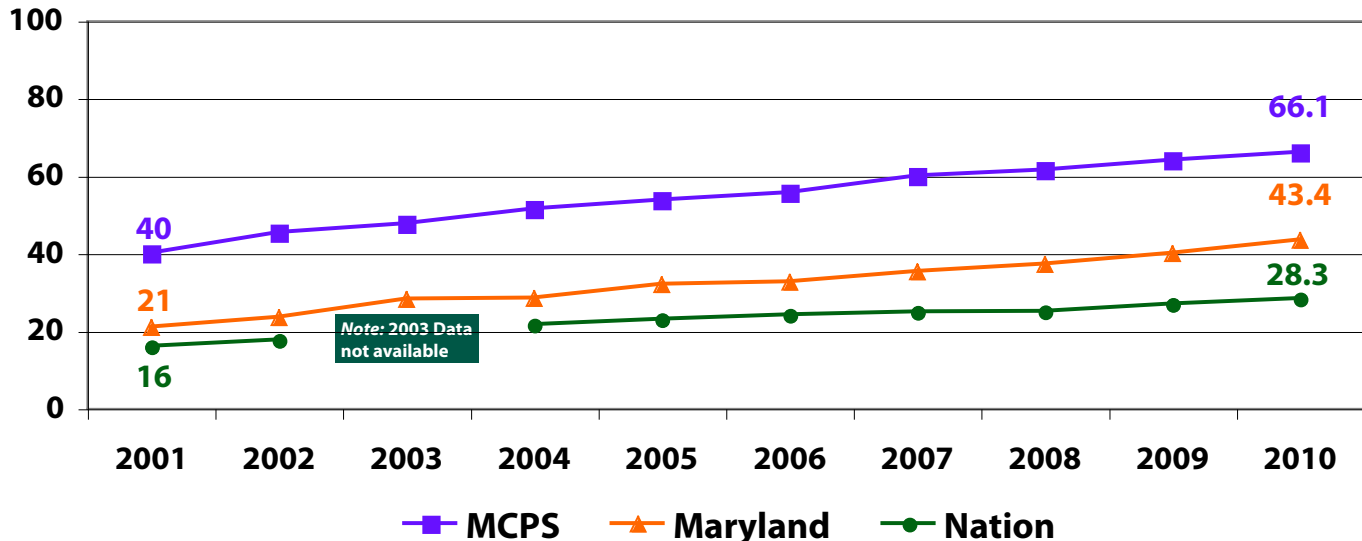


Source: <http://sharedaccountability.mcpsmd.org/reports/list.php?selection=878>

# Graduates

## ADVANCED PLACEMENT PARTICIPATION

PERCENTAGE OF GRADUATES TAKING 1 OR MORE ADVANCED PLACEMENT EXAMS (MCPS COMPARED TO PUBLIC SCHOOL GRADUATES IN MARYLAND AND THE NATION)



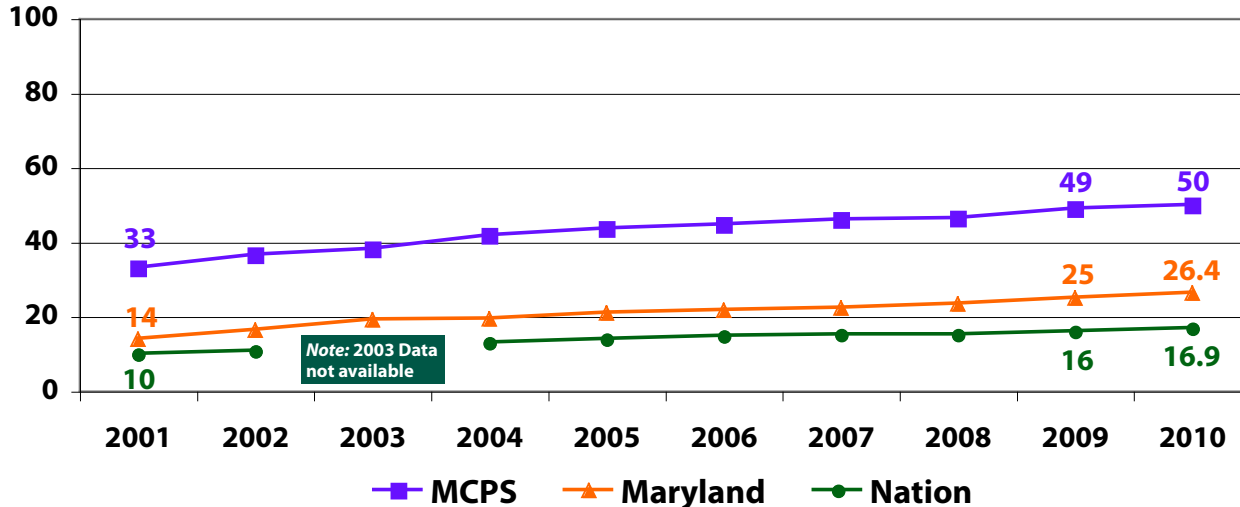
Source: Office of Shared Accountability



# Graduates

## ADVANCED PLACEMENT PERFORMANCE

PERCENTAGE OF GRADUATES SCORING 3 OR HIGHER (MCPS COMPARED TO PUBLIC SCHOOL GRADUATES IN MARYLAND AND THE NATION)

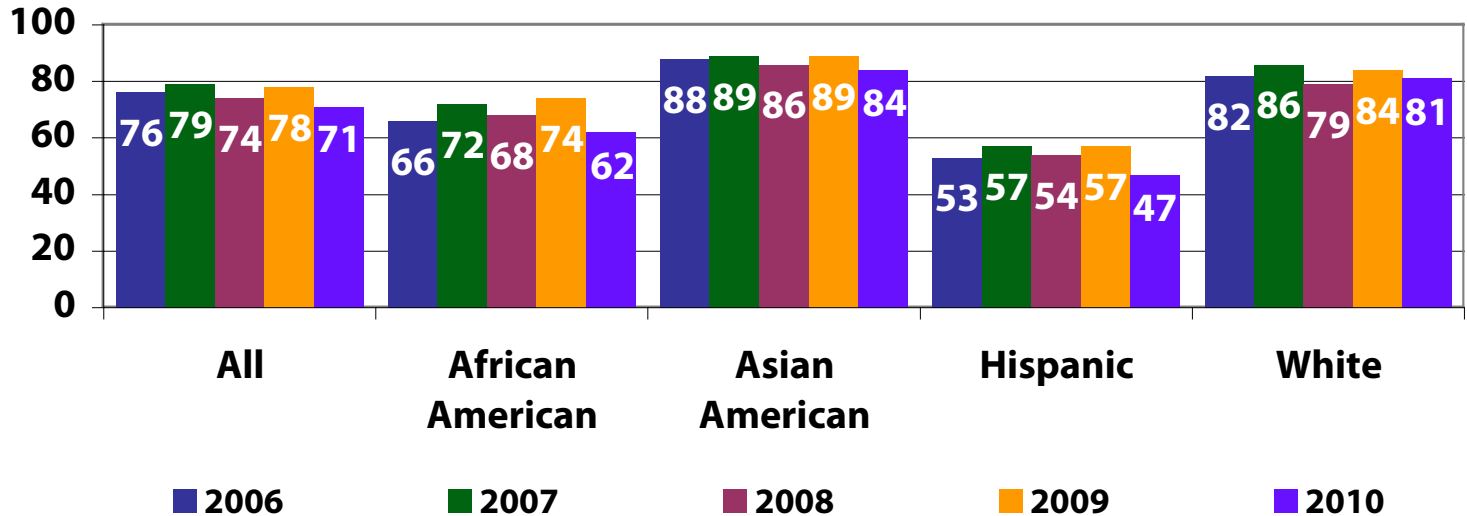


Source: Office of Shared Accountability

# Graduates

## SAT PARTICIPATION

PERCENTAGE OF MCPS GRADUATES TAKING THE SAT BY RACIAL/ETHNIC GROUP

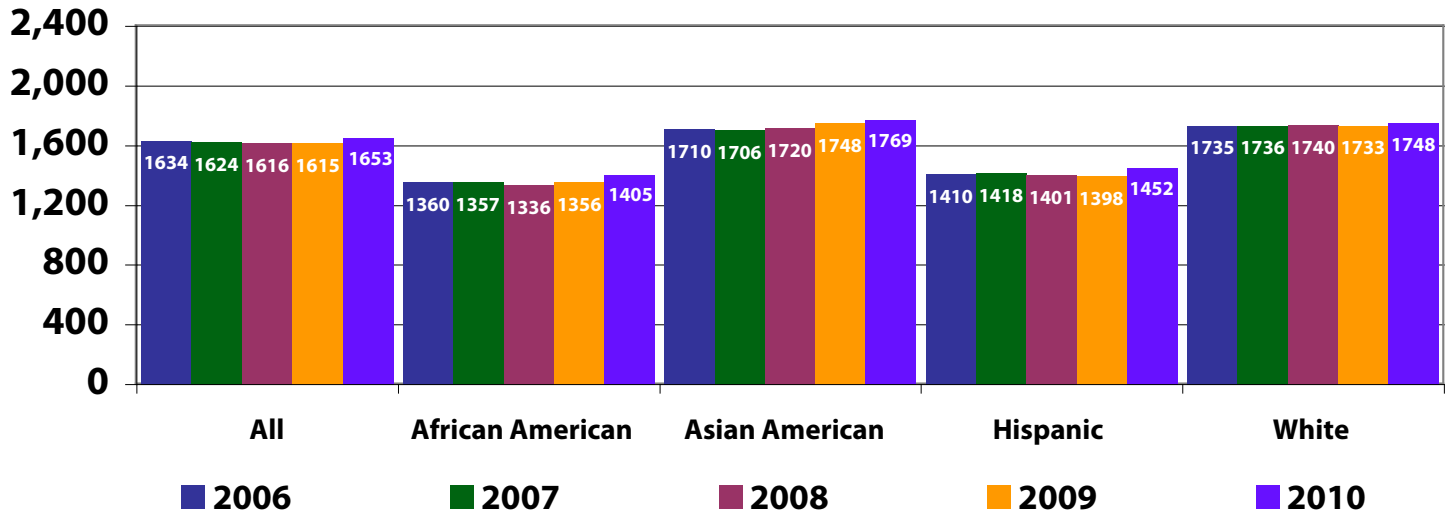


Source: <http://sharedaccountability.mcpsmd.org/reports/list.php?selection=873>

# Graduates

## SAT PERFORMANCE

AVERAGE SAT TOTAL SCORE OF MCPS GRADUATES BY RACIAL/ETHNIC GROUP

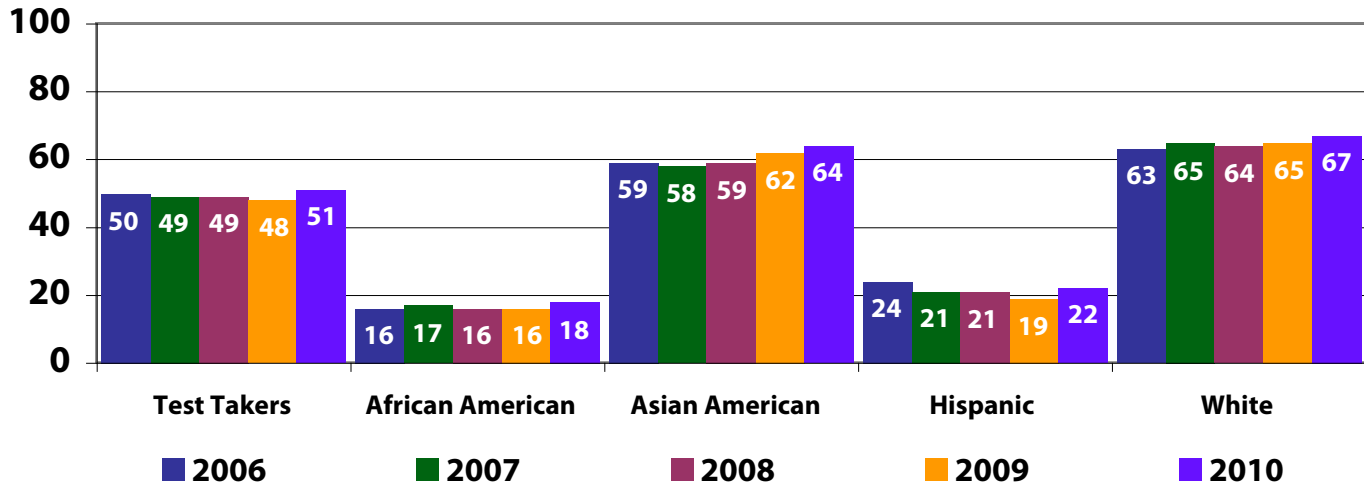


Source: <http://sharedaccountability.mcpsmd.org/reports/list.php?selection=873>

# Graduates

## SAT/ACT

PERCENTAGE OF GRADUATE TEST TAKERS IN THE MCPS CLASSES OF 2006 TO 2010 WITH SAT COMBINED SCORES OF 1650 OR HIGHER AND/OR ACT COMPOSITE SCORES OF 24 OR HIGHER



Source: Office of Shared Accountability



ROCKVILLE, MARYLAND

PUBLISHED BY THE DEPARTMENT OF MATERIALS MANAGEMENT  
FOR THE OFFICE OF THE DEPUTY SUPERINTENDENT OF SCHOOLS

0879.11ct · EDITORIAL, GRAPHICS & PUBLISHING SERVICES · 2,000 · 02.11

COPYRIGHT © 2011 MONTGOMERY COUNTY PUBLIC SCHOOLS

